



# Journal Citation Reports(JCR) User Guide

Customer Success Team, 2025.10

# 목차

1. Journal Citation Reports 소개
2. JCR 활용하기
3. Browse Journals
4. Journal profile
5. Browse Categories
6. Browse Publishers
7. Browse Countries/Regions
8. JCR 주요 Indicator
9. Guided Tours 활용하기
10. Master Journal List
11. 도움말

# 1. Journal Citation Reports (JCR) 소개

# Journal Citation Reports(JCR)이란?

저널의 성과를 비교/분석할 수 있는 데이터베이스

Web of Science 핵심 컬렉션의 인용데이터를  
기반으로 하고 있음

- Journal Impact Factor(JIF)를 포함한 저널의  
고유의 평가지수를 활용하여 저널 분석
- 매년 새로운 버전의 JCR을 발표
- JCR에 포함된 색인
  - SCIE (Science Citation Index Expanded)
  - SSCI (Social Sciences Citation Index)
  - AHCI (Arts & Humanities Citation Index)
  - ESCI (Emerging Source Citation Index)



## 2. JCR 활용하기

# JCR 등록하기

The screenshot shows the Journal Citation Reports website. The top navigation bar includes 'Journal Citation Reports™', 'Journals', 'Categories', 'Publishers', and 'Countries/Regions'. On the right side of the navigation bar, there are 'Sign in' and 'Register' buttons. A callout box points to the 'Register' button with the text 'Email로 JCR 등록' and a bullet point: 'Clarivate의 제품은 하나의 아이디로 로그인이 가능하며, Web of Science, EndNote, InCites의 아이디로 로그인'. Below the navigation bar is a large purple banner with the text 'The world's leading journals and publisher-neutral'. Underneath the banner is a search bar with the placeholder text 'Journal name/abbreviation, ISSN/eISSN, category, publisher, country/region'. Below the search bar is a white box with the heading 'Already have a manuscript?' and a 'Match my manuscript' button. At the bottom, there is a section titled 'See full listings and refine your search by' with four icons: 'Journals', 'Categories', 'Publishers', and 'Countries/Regions'.

Journal Citation Reports™ Journals Categories Publishers Countries/Regions Sign in Register

The world's leading journals and publisher-neutral

Journal name/abbreviation, ISSN/eISSN, category, publisher, country/region

Already have a manuscript? Find relevant, reputable journals for potential publication of your research using Manuscript matcher. Match my manuscript

See full listings and refine your search by

Journals Categories Publishers Countries/Regions

**Email로 JCR 등록**

- Clarivate의 제품은 하나의 아이디로 로그인이 가능하며, Web of Science, EndNote, InCites의 아이디로 로그인

# Match my manuscript

The screenshot displays the Journal Citation Reports website interface. At the top, there is a navigation bar with the logo 'Journal Citation Reports™' and links for 'Journals', 'Categories', 'Publishers', and 'Countries/Regions'. On the right side of the navigation bar, there are links for 'My favorites' and a user profile 'Joun Kim'. The main header area is purple and contains the text 'The world's leading journals and publisher-neutral data'. Below this is a search bar with the placeholder text 'Journal name/abbreviation, ISSN/eISSN, category, publisher, country/region' and a search icon. A callout box with a hand cursor points to a 'Match my manuscript' button. A second callout box with Korean text '클릭 시 Master Journal List로 Direct 됨' (Clicking will lead directly to Master Journal List) points to the button. Below the search bar, there is a section titled 'Already have a manuscript?' with a subtext 'Find relevant, reputable journals for potential publication of your research using Manuscript matcher.' and a 'Match my manuscript' button. Below this, there is a section titled 'See full listings and refine your search by' with four icons representing 'Journals', 'Categories', 'Publishers', and 'Countries/Regions'.

# 3. Browse Journals

# Browse journals

The screenshot shows the Journal Citation Reports website interface. At the top, there are navigation links for Journals, Categories, Publishers, and Countries/Regions. A search bar is prominently displayed with the placeholder text "Journal name/abbreviation, ISSN/eISSN, category, publisher, country/region". Below the search bar, there is a section titled "Already have a manuscript?" with a "Match my manuscript" button. At the bottom, there are four icons representing different search filters: Journals, Categories, Publishers, and Countries/Regions. Two callout boxes provide additional information: one for "Browse journals" and another for "저널 검색" (Journal Search).

**Journal Citation Reports™** Journals Categories Publishers Countries/Regions My favorites Joun Kim

## The world's leading journals and publisher-neutral data

Journal name/abbreviation, ISSN/eISSN, category, publisher, country/region

**저널 검색**

- 저널명, ISSN, Category 검색

**Browse journals**

- Journal Impact Factor를 포함한 평가지표 등 저널의 자세한 정보 검색

Already have a manuscript? Find relevant, reputable journals for potential publication of your research using Manuscript matcher. Match my manuscript

See full listings and refine your search by

- Journals
- Categories
- Publishers
- Countries/Regions

# Browse journals

로그인 정보

저널 검색

특성별 Indicator 설정

표 다운로드

Indicator 설정

저널의 평가지표 표

필터

Journal name	ISSN	eISSN	Category	Total Citations	2021 JIF	JIF Quartile	2021 JCI
CA-A CANCER JOURNAL FOR CLINICIANS	0007-9235	1542-4863	ONCOLOGY - SCIE	61,124	206.130	Q1	76.09
LANCET	0140-6736	1474-547X	MEDICINE, GENERAL & INTERNAL - SCIE	403,221	202.731	Q1	21.81
NEW ENGLAND JOURNAL OF MEDICINE	0028-4793	1533-4406	MEDICINE, GENERAL & INTERNAL - SCIE	505,069	176.079	Q1	22.26
JAMA - JOURNAL OF THE AMERICAN MEDICAL ASSOCIATION	0098-7484	1538-3596	MEDICINE, GENERAL & INTERNAL - SCIE	242,475	157.335	Q1	10.32
NATURE REVIEWS MOLECULAR CELL BIOLOGY	1471-0072	1471-0080	CELL BIOLOGY - SCIE	Multiple	113.915	Q1	8.39
NATURE REVIEWS DRUG DISCOVERY	1474-1775	1474-1784	Multiple	BIOTECHNOLOGY & APPLIED MICROBIOLOGY - SCIE	112.288	Q1	9.68
				PHARMACOLOGY & PHARMACY - SCIE			

# Browse Journals > Filter

Journal Citation Reports™ Journals Categories Publishers Countries/Regions

21,428 journals

Journal name/abbreviation, ISSN/eISSN, Category

Filter

필터버튼 클릭

JIF, JCI 등 최소/최대치 설정

From 0.0 To 100.0

Search categories (Web of Science)

Search

- Acoustics
- Agricultural Economics & Policy
- Agricultural Engineering
- Agriculture, Dairy & Animal Science
- Agriculture, Multidisciplinary
- Agronomy
- Allergy
- Anatomy & Morphology
- Andrology
- Anesthesiology
- Literary Theory & Criticism
- Literature
- Literature, African, Australian, Canadian
- Literature, American
- Literature, British Isles
- Literature, German, Dutch, Scandinavian
- Literature, Romance
- Literature, Slavic
- Logic

Citation Index

Filter on specific editions of the Web of Science Core Collection. By default, all are selected.

- Science Citation Index Expanded (SCIE)
- Social Science Citation Index (SSCI)
- Arts & Humanities Citation Index (AHCI)
- Emerging Sources Citation Index (ESCI)

Reset Apply

# Browse Journals > Indicator

publishers Countries/Regions

My favorites Jieun Kim

name/abbreviation, ISSN/eISSN, category, publisher, country/region

Copy query link Export

Indicators: Default

Category	Total Citations	2021 JIF	JIF Quartile	2020 JIF	2020 JCI
ONCOLOGY - SCIE	61,124	286.110	Q1		
MEDICINE, GENERAL & INTERNAL - SCIE	403,221	202.731	Q1		
MEDICINE, GENERAL & INTERNAL - SCIE	506,069	176.079	Q1		
MEDICINE, GENERAL & INTERNAL - SCIE	242,479	157.335	Q1	10.32	1.49%
CELL BIOLOGY - SCIE	66,072	113.915	Q1	8.39	2.16%

Indicator	What is included?
Default	Total Citation, 2020 JIF, 2020 JCI, JIF Quartile, % of OA Gold
Impact	Total Citation, 2020 JIF, 5 year JIF, JIF without Self Cites, Immediacy Index
Normalized	2020 JCI, Eigenfactor, Normalized Eigenfactor, Article Influence Score, JIF Percentile / Quartile
Source	Citable Item, % of articles in Citable items, Cited/Citing Half-life, Total articles, % of OA Gold

# Browse Journals > Customize

Clarivate Journal Citation Reports

20,994 journals

Journal name, JCR abbreviation, ISSN, eISSN or doi

Indicators: Default **Customize**

Journal name	ISSN	eISSN	Category	ol w95	2020 JIF	JIF Quartile	2020 JCI
CA-A CANCER JOURNAL FOR CLINICIANS	0007-9225	1542-4883	ONCOLOGY - SCIE	,864	508.792	Q1	77.64
NATURE REVIEWS MOLECULAR CELL BIOLOGY	1471-9872	1471-0080	CELL BIOLOGY - SCIE	,477	94.444	Q1	7.01

목적에 맞게 indicator를 선택

Impact Metrics

Normalized Metrics

Source Metrics

Total Citations

2021 JIF

JIF Rank

5 Year JIF

JIF Without Self Cites

Immediacy Index

2021 JCI

JCI Rank

JCI Percentile

Eigenfactor

Normalized Eigenfactor

Article Influence Score

JIF Percentile

JIF Quartile

AIS Quartile

Citable Items

% of Articles in Citable items

Cited Half-Life

Citing Half-Life

Total Articles

% of OA Gold

Name your indicators

**Save**

**Apply**

3 Custom Indicators 이름 설정

5 Customize 설정 적용

이름 설정 후 저장 시, Custom이 활성화 6

# Add to my favorite

원하는  
저널을 선택

선택한 저널을 Favorite에 추가

Create a new list to add your favorites

Name your new list

Cancel Add favorites

Add to Favorites list Compare

Journal name	ISSN	PMID	Category	Total citations	2020 JCI	JI Quartile	2020 JCI	% of ORCID
EMBO Cancer Journal for Clinical Oncology	2007-0235	1543-4803	ONCOLOGY - SCIE	25,388	183.783	Q1	17.04	180.00 %
NATURE REVIEWS NEUROSCIENCE CELL BIOLOGY	1471-0012	1471-0999	CELL BIOLOGY - SCIE	95,477	54.444	Q1	7.88	1.40 %
NEW ENGLAND JOURNAL OF MEDICINE	0028-4793	1533-4908	MEDICINE, GENERAL & INTERNAL - SCIE	464,376	81.253	Q1	35.14	9.90 %
NATURE REVIEWS DRUG DISCOVERY	1474-1775	1474-1784	Multiple	41,993	34.894	Q1	33.98	9.89 %
LANCET	0140-6736	1474-0479	MEDICINE, GENERAL & INTERNAL - SCIE	393,034	79.321	Q1	39.09	22.81 %
Nature Reviews Clinical Oncology	1759-4174	1759-4383	ONCOLOGY - SCIE	17,373	65.675	Q1	7.72	4.38 %
Nature Reviews Materials	2028-0421	2028-0421	Multiple	65,881	46.328	Q1	4.68	1.93 %
Nature Energy	2028-1546	2028-1546	Multiple	36,188	49.488	Q1	4.33	6.22 %
NATURE REVIEWS CANCER	1474-1758	1474-1768	ONCOLOGY - SCIE	11,873	61.825	Q1	7.64	9.88 %
NATURE REVIEWS MICROBIOLOGY	1745-1528	1745-1534	MICROBIOLOGY - SCIE	36,188	49.488	Q1	5.03	3.95 %
CHEMICAL REVIEWS	0009-4644	1340-4846	CHEMISTRY, MULTIDISCIPLINARY - SCIE	11,873	61.825	Q1	4.84	13.71 %
MMWR Surveillance Summaries	1545-8858	1545-8838	PUBLIC, ENVIRONMENTAL & OCCUPATIONAL HEALTH - SCIE	11,873	61.825	Q1	34.38	53.43 %
AMA JOURNAL OF THE AMERICAN MEDICAL ASSOCIATION	0000-7256	1558-3598	MEDICINE, GENERAL & INTERNAL - SCIE	11,873	61.825	Q1	11.02	9.31 %
MMWR Recommendations and Reports	1057-0807	1545-8801	PUBLIC, ENVIRONMENTAL & OCCUPATIONAL HEALTH - SCIE	11,873	61.825	Q1	31.16	88.24 %
NATURE BIOTECHNOLOGY	1525-1024	1546-1646	BIOTECHNOLOGY & APPLIED MICROBIOLOGY - SCIE	11,873	61.825	Q1	33.08	6.17 %

# Compare by journal

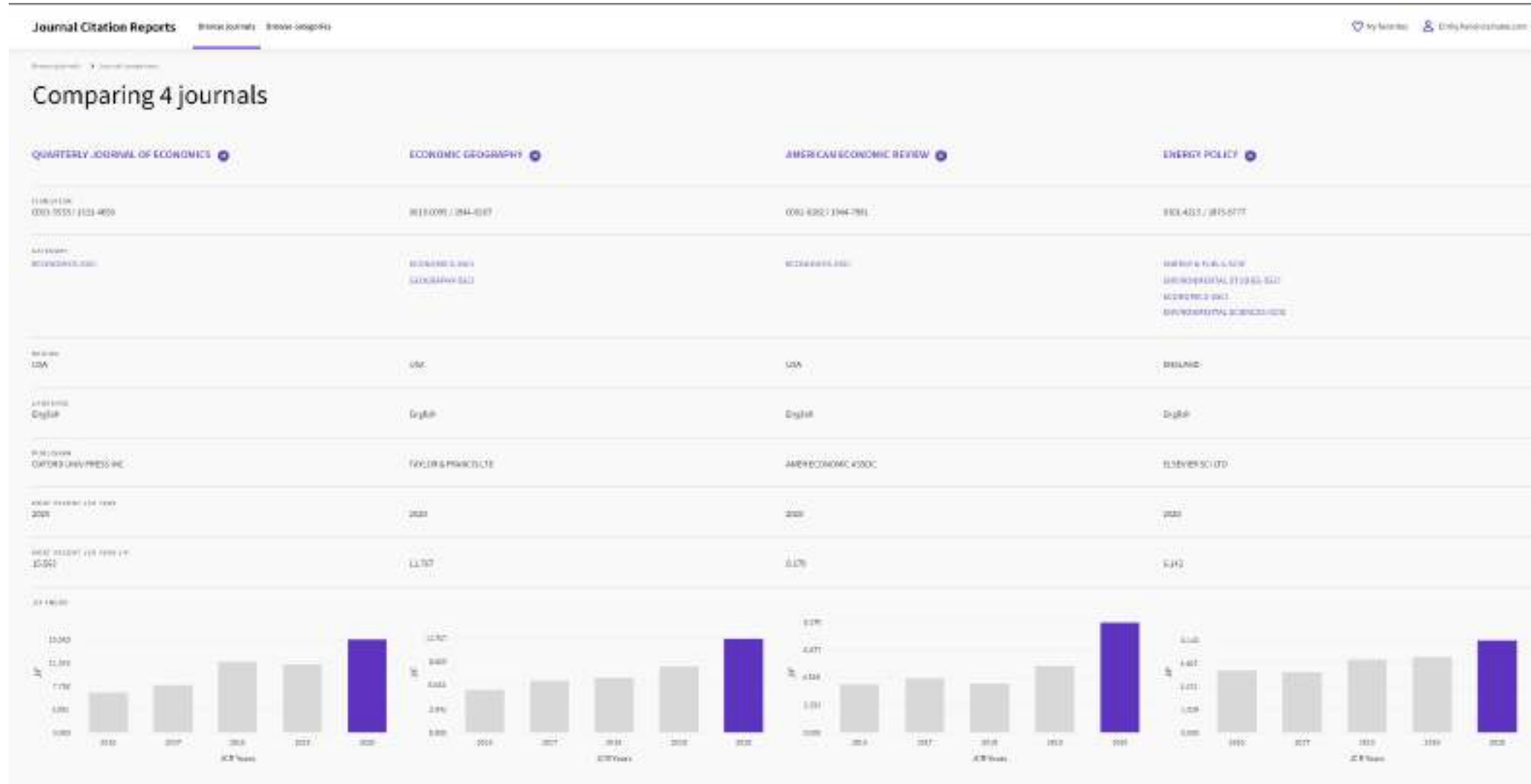
The screenshot displays the Clarivate Journal Citation Reports interface. On the left, a list of journals is shown with checkboxes. A callout box with the text "원하는 저널을 선택" (Select the journal you want) points to the checkboxes for "NEW ENGLAND JOURNAL OF MEDICINE" and "NATURE REVIEWS DRUG DISCOVERY".

In the center, a pop-up window titled "Comparing 2 journals" is open, comparing "NEW ENGLAND JOURNAL OF MEDICINE" and "NATURE REVIEWS DRUG DISCOVERY". A callout box with the text "선택한 저널의 JIF, JCI 등을 상대비교 할 수 있음" (You can compare the JIF, JCI, etc. of the selected journals) points to the comparison data.

At the bottom right, a "Compare" button is highlighted with a red box. The interface also shows a "Journal selected" indicator and an "Add to Favorites list" button.

Journal name	ISSN	WJCI	Category	Total Citations	2020 JIF	JIF Quartile	2020 JCI	% of DR Disc
LANCET	0140-6736	1474-1479	MEDICINE, GENERAL & INTERNAL - SCI	25,388	103.783	Q1	17.04	100.00 %
NATURE REVIEWS NEUROLOGY	1471-0072	1471-0099	CELL BIOLOGY - SCI	95,477	51.444	Q1	7.00	1.40 %
NEW ENGLAND JOURNAL OF MEDICINE	0028-4793	1533-4906	MEDICINE, GENERAL & INTERNAL - SCI	25,388	103.783	Q1	17.04	0.00 %
NATURE REVIEWS DRUG DISCOVERY	1474-1774	1474-1794	Multiple	95,477	51.444	Q1	7.00	0.00 %
LANCET	0140-6736	1474-1479	MEDICINE, GENERAL & INTERNAL - SCI	25,388	103.783	Q1	17.04	0.00 %
Nature Reviews Clinical Oncology	1759-4174	1759-4383	ONCOLOGY - GEN	25,388	103.783	Q1	17.04	0.00 %
Nature Reviews Materials	2028-0421	2028-0421	Multiple	25,388	103.783	Q1	17.04	0.00 %
Nature Energy	2028-1546	2028-1546	Multiple	25,388	103.783	Q1	17.04	0.00 %
NATURE REVIEWS CANCER	1474-1758	1474-1768	ONCOLOGY - GEN	25,388	103.783	Q1	17.04	0.00 %
NATURE REVIEWS MICROBIOLOGY	1749-1528	1749-1534	MICROBIOLOGY - SCI	25,388	103.783	Q1	17.04	0.00 %
TECHNICAL REVIEWS	0028-4844	1530-4846	CHEMISTRY, MULTIDISCIPLINARY - SCI	25,388	103.783	Q1	17.04	0.00 %
MEHR Surveillance Surveys	1545-0038	1545-0038	PUBLIC, ENVIRONMENTAL & OCCUPATIONAL HEALTH - SCI	25,388	103.783	Q1	17.04	0.00 %
JAMA JOURNAL OF THE AMERICAN MEDICAL ASSOCIATION	0098-7444	1558-3998	MEDICINE, GENERAL & INTERNAL - SCI	25,388	103.783	Q1	17.04	0.00 %
MEHR Recommendations and Reports	1057-5807	1545-0001	PUBLIC, ENVIRONMENTAL & OCCUPATIONAL HEALTH - SCI	25,388	103.783	Q1	17.04	0.00 %
NATURE BIOTECHNOLOGY	1525-1024	1546-1446	BIOTECHNOLOGY & APPLIED MICROBIOLOGY - SCI	25,388	103.783	Q1	17.04	0.00 %

# Browse Journals > Compare > Journal Comparison 결과 페이지



# 4. Journal profile



# Journal profile – Journal Information



Journal profile

JCR YEAR: 2021 - JCR 년도 변경

## NEW ENGLAND JOURNAL OF MEDICINE

ISSN: 0028-4793 - 저널명

EISSN: 1533-4406

JCR ABBREVIATION: NEW ENGL J MED

ISI ABBREVIATION: N. Engl. J. Med.

Journal information

EDITION: Science Citation Index Expanded (SCIE) - 저널의 Edition

CATEGORY: MEDICINE, GENERAL & INTERNAL - SCIE - 저널의 카테고리

LANGUAGES: English

REGION: USA

EST. ELECTRONIC YEAR: 1997

Publisher information

PUBLISHER: MASSACHUSETTS MEDICAL SOC

ADDRESS: WALTHAM WOODS CENTER, 860 WINTER ST, WALTHAM, MA 02451-1413

PUBLICATION FREQUENCY: 52 issues/year

즐거찾기에 추가

Favorite

Export

Export page as:

PDF

By exporting the selected data, you agree to file data usage policy set forth in the [Terms of Use](#)

PDF로 내보내기

# Journal profile – Journal Performance (JIF)



## Journal Impact Factor

The Journal Impact Factor (JIF) is a journal-level metric calculated from data indexed in the Web of Science Core Collection. It should be used with careful attention to the many factors that influence citation rates, such as the volume of publication and citations characteristics of the subject area and type of journal. The Journal Impact Factor can complement expert opinion and informed peer review. In the case of academic evaluation for tenure, it is inappropriate to use a journal-level metric as a proxy measure for individual researchers, institutions, or articles. [Learn more](#)

2021 JOURNAL IMPACT FACTOR

### 176.079

[View calculation](#)

JOURNAL IMPACT FACTOR WITHOUT SELF-CITATIONS

### 175.310

[View calculation](#)

### Journal Impact Factor Trend 2021

JIF Year	Journal Impact Factor
2017	~80,000
2018	~75,000
2019	~75,000
2020	~90,000
2021	176.079

[Pdf로 다운로드](#)

### Journal Impact Factor contributing items

Citable Items (648)	Citing Sources (7,206)
A Novel Coronavirus from Patients with Pneumonia in China, 2019	5643
Safety and Efficacy of the BNT162b2 mRNA Covid-19 Vaccine	3102
Remdesivir for the Treatment of Covid-19-Final Report	1881
Remdesivir for the Treatment of Covid-19-Final Report	1881
Dapagliflozin in Patients with Heart Failure and Reduced Ejection Fraction	976
An mRNA Vaccine against SARS-CoV-2-Preliminary Report	

[Export](#)

Export list as:

- CSV

By exporting the selected data, you agree to the data usage policy set forth in the [Terms of Use](#)

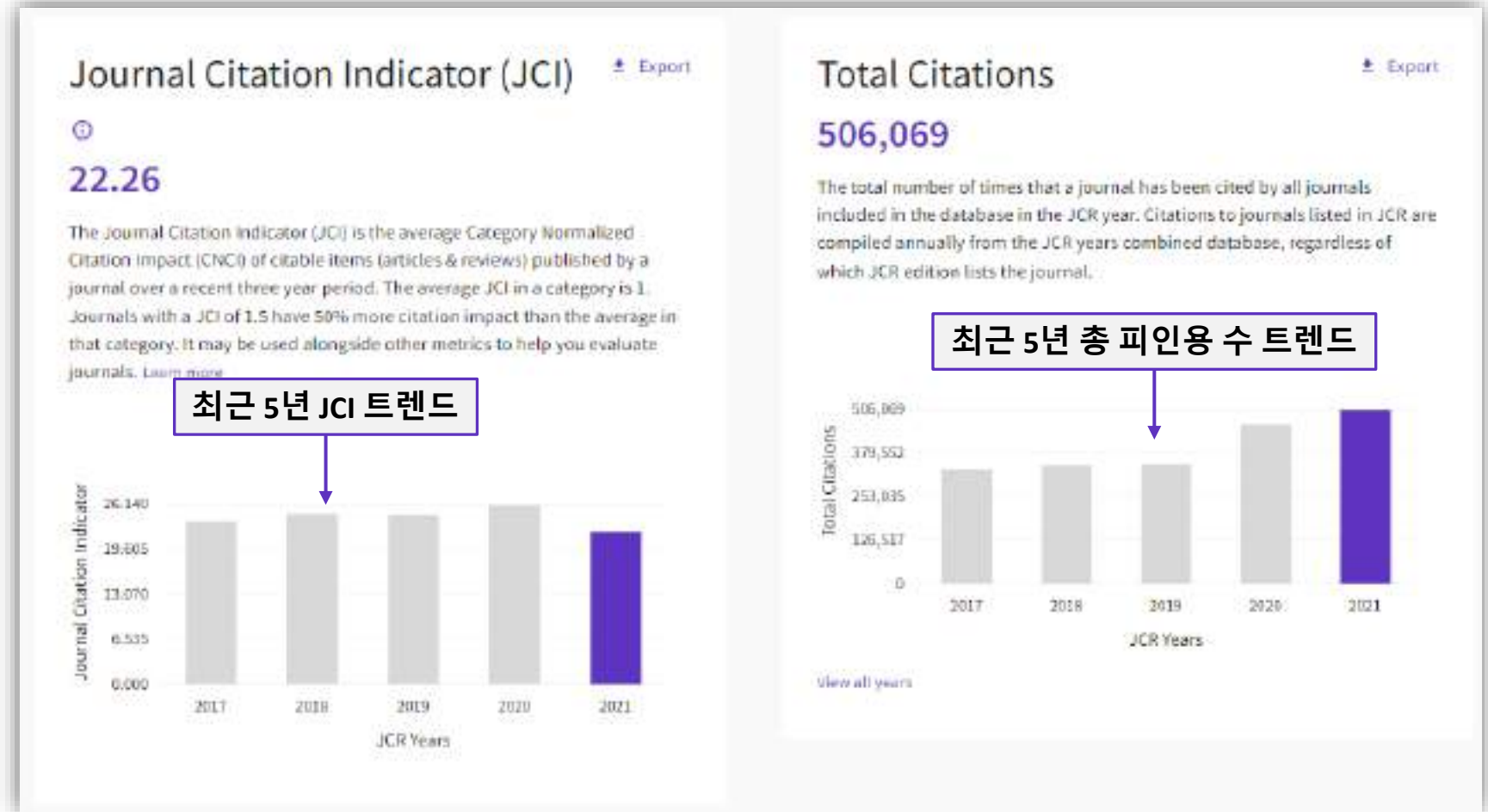
[View in Web of Science](#)

**최근 5년 JIF/ Percentile 트렌드**

- JIF 또는 각 Category별 Percentile 선택

**Web of Science**  
서지정보 페이지 이동

# Journal profile – JCI & Total Citation



# Journal profile – Citation distribution



## Citation distribution

The Citation Distribution shows the frequency with which items published in the year or two years prior were cited in the JCR data year (i.e., the component of the calculation of the JIF). The graph has similar functionality as the JIF Trend graph, including hover-over data descriptions for each data point, and an interactive legend where each data element's legend can be used as a toggle. You can view Articles, Reviews, or Non-Citable (other) items to the JIF numerator.

Learn more

JCR Year의 Times Cited 범위 설정



마우스 커서를 특정 Times Cited 값에 올려 놓으면 특정값의 문서타입별 논문 수 확인

# Journal profile – Open Access (OA)



## Open Access (OA) 📄

Export

The data included in this tile summarizes the items published in the journal in the JCR data year and in the previous two years. For example, in the 2020 JCR data, released in June 2021, the Open Access (OA) data show the publication model (Gold OA or subscription) of materials published in 2018, 2019 and 2020, and citations in 2020 to these items. This three-year set of published items is used to provide descriptive analysis of the content and community of the journal. [Learn more](#)

### Items

TOTAL CITABLE % OF CITABLE OR  
980 0.00%

**● GOLD OPEN ACCESS**  
0 / 0.00%

**● SUBSCRIPTION AND FREE TO READ**  
980 / 21.09%

**● OTHER (NON CITABLE ITEMS)**  
3,667 / 78.91%

선택한 저널내  
Citable/non-citable item 별  
Open Access 비율



### Citations\*

TOTAL CITABLE % OF CITABLE OR  
82,277 0.00%

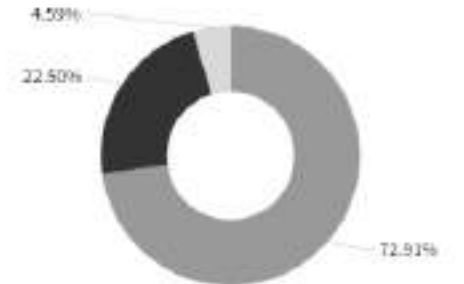
**● GOLD OPEN ACCESS**  
0 / 0.00%

**● SUBSCRIPTION AND FREE TO READ**  
82,277 / 72.91%

**● OTHER (NON CITABLE ITEMS)**  
25,398 / 22.50%

**● UNLINKED CITATIONS**  
5,180 / 4.59%

선택한 저널내  
Citable/non-citable item 별  
인용된 논문의  
Open Access 비율



\* Citations in 2020 to items published in 2018 - 2020

# Journal profile – Rank by JIF & JCI



### Rank by Journal Impact Factor

Journals within a category are sorted in descending order by Journal Impact Factor (JIF) resulting in the Category Ranking below. A separate year is presented at the top of the list, with other years shown in reverse chronological order. [Learn more](#)

**SCOPUS**  
Science Citation Index Expanded (SCIE)

**CATEGORY**  
MATERIALS SCIENCE, MULTIDISCIPLINARY  
6/335

JCR YEAR	JIF RANK	JIF QUANTILE	JIF PERCENTILE	
2020	1/335	Q1	98.95	<div style="width: 100%; height: 10px; background-color: #0070C0;"></div>
2019	1/314	Q1	98.97	<div style="width: 100%; height: 10px; background-color: #0070C0;"></div>
2018	4/200	Q1	98.81	<div style="width: 100%; height: 10px; background-color: #0070C0;"></div>
2017	4/200	Q1	98.77	<div style="width: 100%; height: 10px; background-color: #0070C0;"></div>
2016	1/271	Q1	99.45	<div style="width: 100%; height: 10px; background-color: #0070C0;"></div>

### Rank by Journal Impact Factor

Journals within a category are sorted in descending order by Journal Impact Factor (JIF) resulting in the Category Ranking below. A separate year is presented at the top of the list, with other years shown in reverse chronological order. [Learn more](#)

**SCOPUS**  
Science Citation Index Expanded (SCIE)

**CATEGORY**  
NANOSCIENCE & NANOTECHNOLOGY  
2/107

JCR YEAR	JIF RANK	JIF QUANTILE	JIF PERCENTILE	
2020	1/107	Q1	99.90	<div style="width: 100%; height: 10px; background-color: #0070C0;"></div>
2019	2/109	Q1	98.94	<div style="width: 100%; height: 10px; background-color: #0070C0;"></div>
2018	2/94	Q1	98.40	<div style="width: 100%; height: 10px; background-color: #0070C0;"></div>
2017	1/92	Q1	98.37	<div style="width: 100%; height: 10px; background-color: #0070C0;"></div>
2016	1/87	Q1	99.45	<div style="width: 100%; height: 10px; background-color: #0070C0;"></div>

### Rank by Journal Citation Indicator (JCI)

Journals within a category are sorted in descending order by Journal Citation Indicator (JCI) resulting in the Category Ranking below. A separate rank is shown for each category in which the journal is listed in JCR. Data for the most recent year is presented at the top of the list, with other years shown in reverse chronological order. [Learn more](#)

**CATEGORY**  
MEDICINE, GENERAL & INTERNAL  
1/315

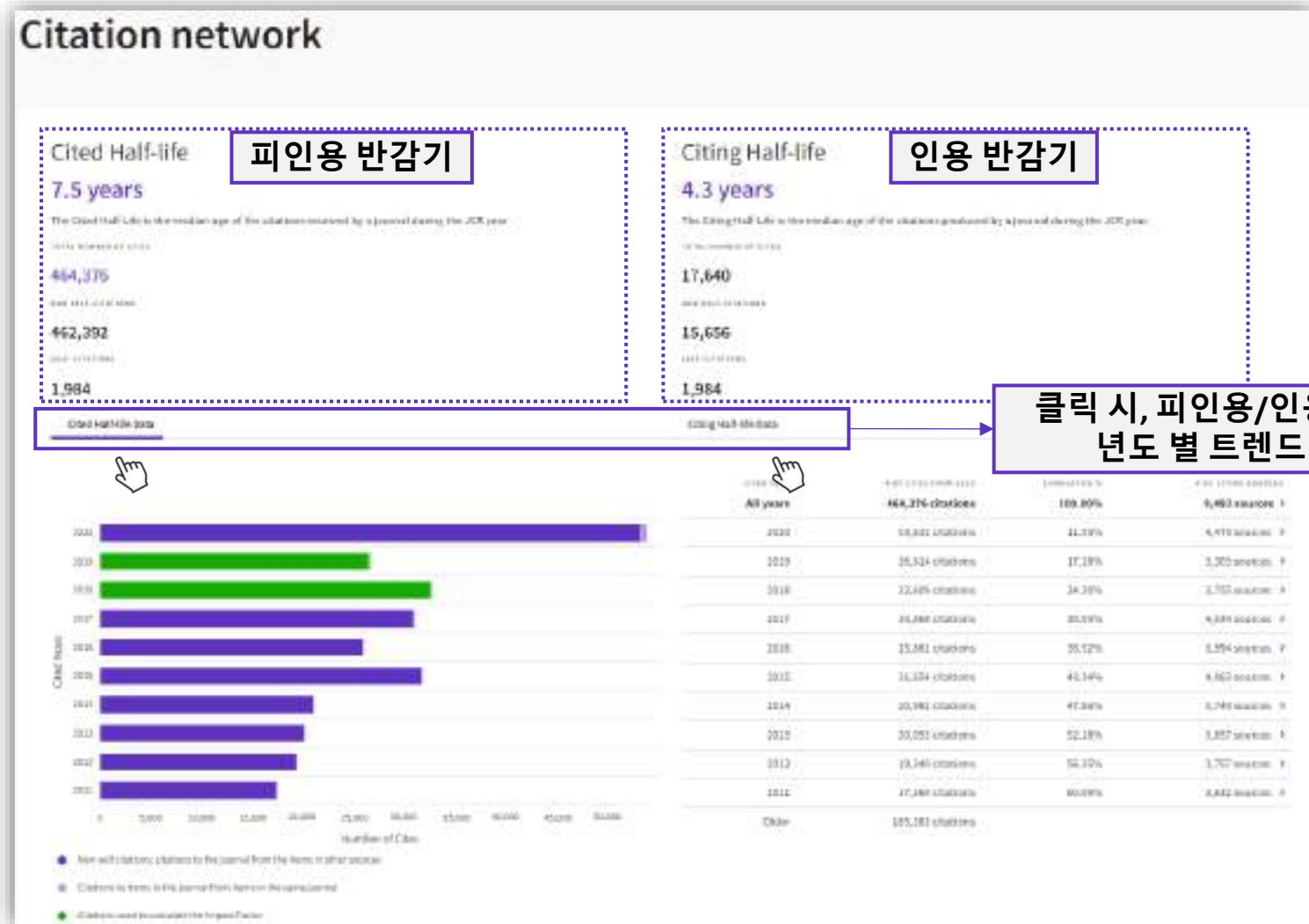
JCR YEAR	JCI RANK	JCI QUANTILE	JCI PERCENTILE	
2020	1/315	Q1	99.94	<div style="width: 100%; height: 10px; background-color: #0070C0;"></div>
2019	1/312	Q1	99.94	<div style="width: 100%; height: 10px; background-color: #0070C0;"></div>
2018	1/304	Q1	99.94	<div style="width: 100%; height: 10px; background-color: #0070C0;"></div>
2017	1/292	Q1	99.93	<div style="width: 100%; height: 10px; background-color: #0070C0;"></div>

Category 별 JIF 랭킹, Quartile, JIF Percentile 확인

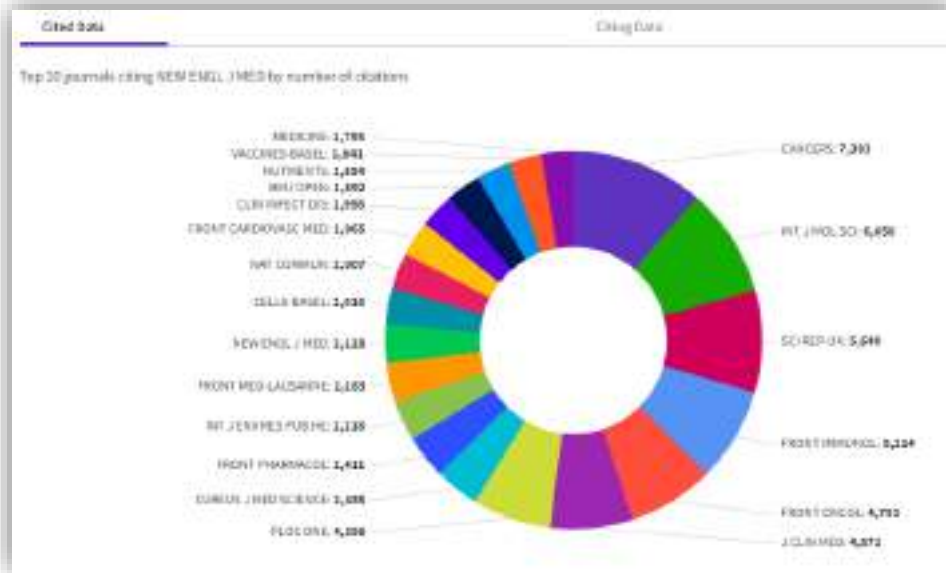
JCR Year 별 확인 가능

JCI Year 별 확인 가능

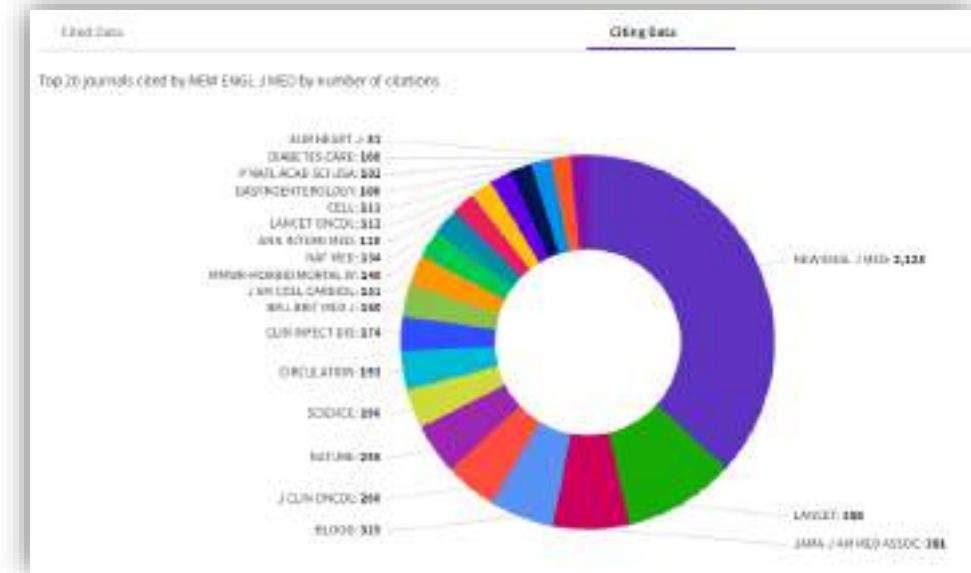
# Journal profile – Citation network



# Journal profile – Journal Citation Relationships



선택한 저널을 인용한 (후행연구)  
인용횟수 상위 20개 저널, 인용 수



선택한 저널이 인용한 (선행연구)  
인용횟수 상위 20개 저널, 인용 수

# Journal profile – Content metrics



## Content metrics

해당 저널 내의  
Citable item (Article & review)의 수

### Source data

This table shows the breakdown of document types published by the journal. Citable items are Articles and Reviews. For the purposes of calculating JIF, a JCI year considers the publications of that journal in the two prior years. [Learn more](#)

331 total citable items

	ARTICLES	REVIEWS	COMMENTARIES	OTHER DOCUMENT TYPES	PERCENTAGE
NUMBER OF CITABLE ITEMS (2019-2020)	258	41	10	1,124	25%
NUMBER OF CITABLE ITEMS (2018-2019)	3,022	1,140	11,777	5,007	17%
NUMBER OF CITABLE ITEMS (2017-2018)	823	751	366	94	

JIF 백분위 평균값

### Average JIF Percentile

The Average Journal Impact Factor Percentile takes the sum of the JIF Percentile rank for each category under consideration, then calculates the average of those values. [Learn more](#)

ALL CATEGORIES AVERAGE	99.70
SCIENCE CITATION INDEX EXPANDED	99.79
SCIENCE CITATION INDEX	99.79

기관별 선택 저널  
투고 Rank

### Contributions by organizations

Organizations that have contributed the most papers to the journal in the most recent three-year period. [Learn more](#)

RANK	ORGANIZATION	COUNT
1	ANIMED UNIVERSITY	802
2	UNIVERSITY OF CALIFORNIA SYSTEM	200
3	MASSACHUSETTS GENERAL HOSPITAL	107
4	BREWER & MORTON'S HOSPITAL	271
5	UNIVERSITY OF LIVERPOOL	161
6	UNIVERSITY OF TEXAS SYSTEM	146
7	JOHNS HOPKINS UNIVERSITY	146
8	UNIVERSITY OF TORONTO	143
9	UNIVERSITY OF PENNSYLVANIA	138
10	ASSISTANCE PUBLIQUE HOPITALIERE PARIS (APHP)	121

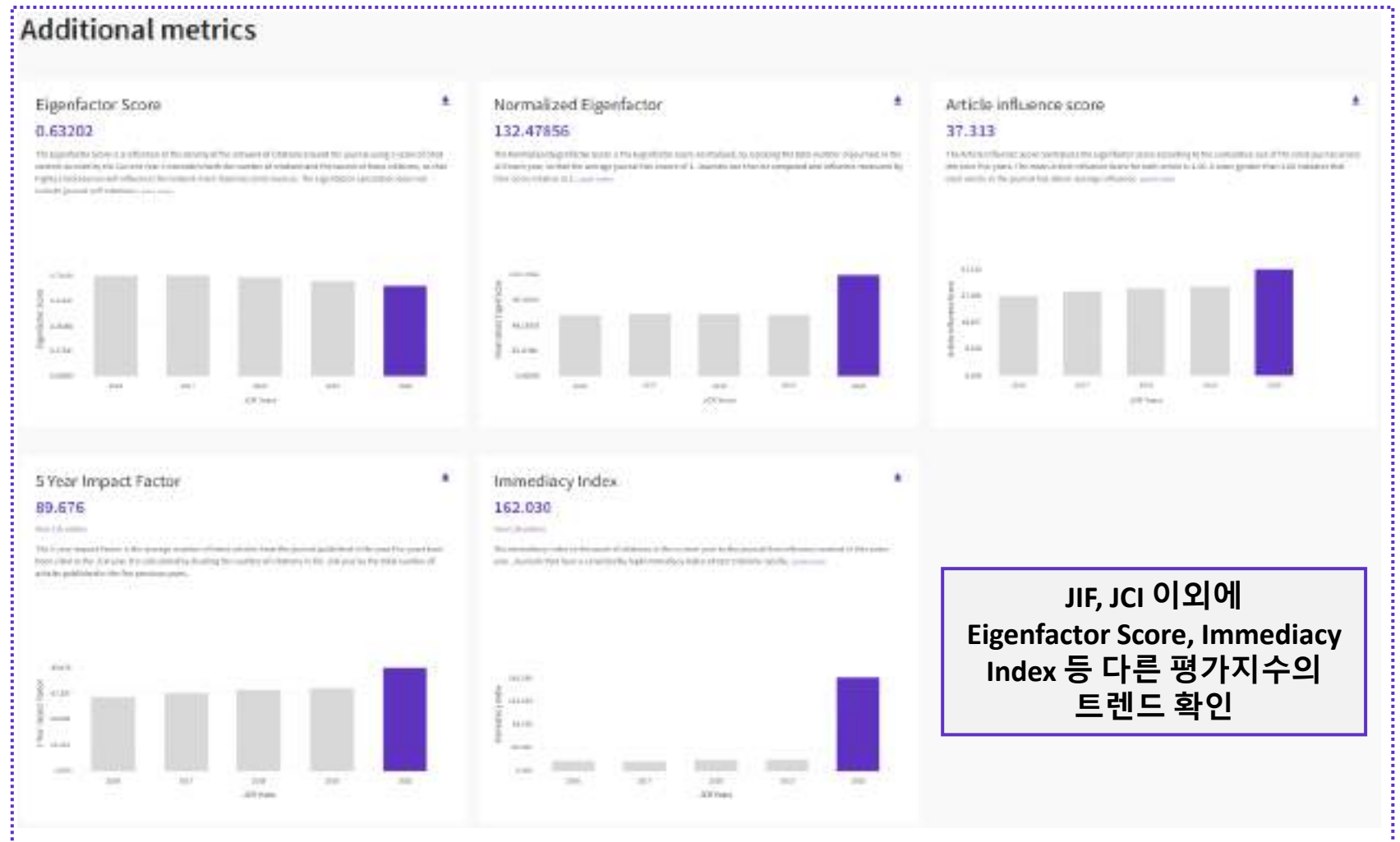
국가별 선택 저널  
투고 Rank

### Contributions by country/region

Countries or Regions that have contributed the most papers to the journal in the most recent three-year period. [Learn more](#)

RANK	COUNTRY/REGION	COUNT
1	USA	2000
2	England	602
3	Canada	372
4	France	302
5	GERMANY (FED REP OF)	297
6	Italy	219
7	Australia	210
8	Spain	192
9	Netherlands	181
10	Japan	150

# Journal profile – Additional metrics



# 5. Browse Categories

# Browse Category

The screenshot shows the Journal Citation Reports website interface. At the top, there is a navigation bar with the following links: Journals, Categories, Publishers, and Countries/Regions. On the right side of the navigation bar, there are links for 'My favorites' and a user profile for 'Jinun Kim'. The main header area is purple and contains the text 'The world's leading journals and publisher-neutral data'. Below this is a search bar with the placeholder text 'Journal name/abbreviation, ISSN/eISSN, category, publisher, country/region'. A callout box titled 'Already have a manuscript?' is present, with a 'Match my manuscript' button. At the bottom, there is a section titled 'See full listings and refine your search by' with four icons: Journals, Categories (circled in blue), Publishers, and Countries/Regions. A callout box on the right side of the 'Categories' icon contains the text 'Browse Category' and a bullet point: 'Journal Impact Factor를 포함한 평가지표 등 저널의 자세한 정보 검색'.

Journal Citation Reports™ Journals Categories Publishers Countries/Regions My favorites Jinun Kim

The world's leading journals and publisher-neutral data

Journal name/abbreviation, ISSN/eISSN, category, publisher, country/region

Already have a manuscript? Find relevant, reputable journals for potential publication of your research using Manuscript matcher. Match my manuscript

See full listings and refine your search by

Journals Categories Publishers Countries/Regions

**Browse Category**

- Journal Impact Factor를 포함한 평가지표 등 저널의 자세한 정보 검색

# Browse Category (Categories by Group)

Categories by Group See all 154 Categories

Category	NUMBER OF CATEGORIES	NUMBER OF JOURNALS	NUMBER OF CITABLE ITEMS	Sort
Agricultural Sciences	7	419	55,284	Sort by: Alphabetical
Arts & Humanities, Interdisciplinary	8	981	33,885	
Biology & Biochemistry	34	3,892	707,810	
Chemistry	21	2,325		
Clinical Medicine	59	7,134		
Computer Science	14	1,488		
Economics & Business	21	3,188		

정렬순서를 변경

- Alphabetical
- Number of categories
- Number of journals

클릭시 그룹 내 모든 카테고리 보기 가능

Arts & Humanities, Interdisciplinary

NUMBER OF CATEGORIES: 8    NUMBER OF JOURNALS: 981    NUMBER OF CITABLE ITEMS: 34,887

Covers traditions and cultures of multiple nationalities and ethnic groups; the history of ideas and development of scientific discoveries; multidisciplinary sources from specific time periods; and other multidisciplinary resources covering the humanities.

- AREA STUDIES
- ASIAN STUDIES
- CLASSICS
- CULTURAL STUDIES
- FOLKLORE
- HISTORY & PHILOSOPHY OF SCIENCE
- HUMANITIES, MULTIDISCIPLINARY
- MEDIAVAL & RENAISSANCE STUDIES
- See All 8

# Browse Category (Categories by Group) > 1 Category

The screenshot displays the 'Categories by Group' interface. The 'Agricultural Sciences' category is selected, showing 7 sub-categories and 424 journals. A callout box highlights the selected category: '선택한 Category가 색인된 Edition과 이와 관련된 평가지수를 볼 수 있음' (You can see the indexed edition and related evaluation index for the selected category). The detailed view for 'AGRICULTURAL ECONOMICS & POLICY' shows 1 category and 21 groups. A table below provides metrics for two editions: SOE and ESCI.

Category	Group	Edition	# of Journals	Citable Items	Total Citations	Median Impact Factor
AGRICULTURAL ECONOMICS & POLICY	Agricultural Sciences; Economics & Business	SOE	21	1,446	48,745	2.918
AGRICULTURAL ECONOMICS & POLICY	Agricultural Sciences; Economics & Business	ESCI	14	719	3,881	n/a

# Browse Category > See all 254 Categories

Categories by Group

[See all 254 Categories](#)

Group	Number of Journals	Number of Publications	Number of Citations
Agricultural Sciences	7	419	55,294
Arts & Humanities	14	1,488	33,885
Biology & Biochemistry	34	3,892	707,610
Chemistry	21	2,325	638,604
Clinical Medicine	59	7,134	1,121,802
Computer Science	14	1,488	208,983
Economics & Business	21	3,188	219,111

Journal Citation Reports

Browse journals Browse categories

254 categories

[See all 21 Groups](#)

Journal name, JCR abbreviation, ISSN, eISSN or category

Category	Group	Edition	# of journals
EDUCATION & EDUCATIONAL RESEARCH	Multidisciplinary; Social Sciences, General	ESCI	463
ECONOMICS	Economics & Business; Social Sciences, General	SSCI	375
MATERIALS SCIENCE: MULTIDISCIPLINARY	Materials Science; Multidisciplinary	SCIE	338
MATHEMATICS	Mathematics	SCIE	338

# Browse Category > See all 254 Categories – Indicators, Export

Journal Citation Reports™ Journals Categories Publishers Countries/Regions My favorites Joun Kim

254 categories  
See all 21 Groups

Journal name/abbreviation, ISSN/eISSN, category, publisher, country/region

Export

Customize

Category	Group	Edition	# of journals	Citable Items	Total Citations	Median impact factor
EDUCATION & EDUCATIONAL RESEARCH	Multidisciplinary; Social Sciences, General	ESCI	472	18,886	171,860	N/A
ECONOMICS	Economics & Business; Social Sciences, General	SSCI	380	27,825	1,612,315	2.070
MATERIALS SCIENCE, MULTIDISCIPLINARY	Materials Science; Multidisciplinary	SCIE	346	169,440	7,246,756	3.786
MATHEMATICS	Mathematics	SCIE	332	36,491	725,111	0.967
BIOCHEMISTRY & MOLECULAR BIOLOGY	Biology & Biochemistry; Chemistry	SCIE	296	81,525	5,448,756	4.228
HISTORY	History & Archaeology	AHCI	266	7,765	86,005	N/A
PHARMACOLOGY & PHARMACY	Biology & Biochemistry; Chemistry; Clinical Medicine	SCIE	279	59,279	2,578,828	3.580

Excel 파일 다운로드

Indicator 추가 가능

Category metrics

- Group
- Edition
- # of journals
- Citable items
- Total Citations
- Median impact factor
- Aggregate impact factor
- Aggregate Immediacy Index
- Aggregate Cited Half-Life
- Aggregate Citing Half-Life

Apply

# Browse Category > See all 254 Categories > Select category

필터 버튼 클릭

Category

Categories (254)

Citation Indexes

JCR Year

Reset

Apply

Categories by group

All Categories (254)

Agricultural Sciences (7)

Arts & Humanities, Interdisciplinary (8)

Biology & Biochemistry (34)

Chemistry (21)

Search categories (Web of Science)

Search

Acoustics

Agricultural Economics & Policy

Agricultural Engineering

Agriculture, Dairy & Animal Science

Agriculture, Multidisciplinary

Literary Theory & Criticism

Literature

Literature, African, Australian, Canadian

Literature, American

Citation Index

Filter on specific editions of the Web of Science Core Collection. By default, all are selected.

Science Citation Index Expanded (SCIE)

Social Science Citation Index (SSCI)

Arts & Humanities Citation Index (AHCI)

Emerging Sources Citation Index (ESCI)

JCR Year

Select the JCR Year for which you would like data to be displayed.

Year: 2020

그룹별 카테고리 선택

Edition을 선택

JCR Year을 선택

# Browse Category > See all 254 Categories > Select category

Journal Citation Reports™ Journals Categories Publishers Countries/Regions My favorites Joun Kim

254 categories  
See all 21 Groups

Journal name/abbreviation, ISSN/eISSN, category, publisher, country/region

Category	Group	Edition	# of journals	Citable Items	Total Citations
EDUCATION & EDUCATIONAL RESEARCH	Multidisciplinary; Social Sciences, General	ESCI	461	18,886	171,85
ECONOMICS	Economics & Business; Social Sciences, General	SSCI	178	27,825	1,512,31
MATERIALS SCIENCE, MULTIDISCIPLINARY	Materials Science; Multidisciplinary	SCIE	336	169,440	7,246,756
MATHEMATICS	Mathematics	SCIE	110	36,491	725,131
BIOCHEMISTRY & MOLECULAR BIOLOGY	Biology & Biochemistry; Chemistry	SCIE	257	81,525	5,448,756
HISTORY	History & Archaeology	AHCI	288	1,765	84,005
PHARMACOLOGY & PHARMACY	Biology & Biochemistry; Chemistry; Clinical Medicine	SCIE	276	89,279	2,578,828
			274		

특정 카테고리 클릭 시,  
Category, index, JCR year가 필터로  
선택된 Browse Journal로 이동

461 journals

Journal name, JCR abbreviation, ISSN, eISSN or category

EDUCATION & EDUCATIONAL RESEARCH ESCI JCR Year: 2023

Journal name	ISSN	eISSN	Category	Total Citations
Acta	1834-151X	1834-151X	EDUCATION & EDUCATIONAL RESEARCH - ESCI	48
Acta Sociologica	1882-2749	1682-2749	EDUCATION & EDUCATIONAL RESEARCH - ESCI	88
Education	0018-818X	2014-8001	EDUCATION & EDUCATIONAL RESEARCH - ESCI	267
ETHNIC	2254-0069	2254-0069	EDUCATION & EDUCATIONAL RESEARCH - ESCI	143
He Kupu	1179-6812	1179-6812	EDUCATION & EDUCATIONAL RESEARCH - ESCI	11
Legende	1126-0124	1126-0124	EDUCATION & EDUCATIONAL RESEARCH - ESCI	6
Obitua	1877-1383	1883-9294	EDUCATION & EDUCATIONAL RESEARCH - ESCI	11

# 6. Browse Publishers

# Browse Publishers

The screenshot shows the Journal Citation Reports website interface. At the top, there is a navigation bar with the following links: Journals, Categories, Publishers, and Countries/Regions. On the right side of the navigation bar, there are links for "My favorites" and a user profile for "Joon Kim".

The main header area features the text "The world's leading journals and publisher-neutral data" and a search bar with the placeholder text "Journal name/abbreviation, ISSN/eISSN, category, publisher, country/region".

Below the search bar, there is a section titled "Already have a manuscript?" with a subtext "Find relevant, reputable journals for potential publication of your research using Manuscript matcher." and a button labeled "Match my manuscript".

At the bottom, there is a section titled "See full listings and refine your search by" with four icons representing different search criteria: Journals, Categories, Publishers, and Countries/Regions. The "Publishers" icon is circled in blue, and a line connects it to a callout box on the right.

**Browse Publishers**

- Publisher 별 JCR연도 출판 저널 수 확인, InCites의 Publisher Report 페이지 이동 가능

# Browse Publishers

Journal Citation Reports™ Journals Categories **Publishers** Countries/Regions My favorites Jeon Kim

5,228 publishers

Journal name/abbreviation, ISSN/eISSN, category, publisher, country/region

Publisher name	Number of journals in 2021	InCites Analysis
Springer Nature (Unified)	2,207	Publisher reports
Elsevier (Unified)	2,119	Publisher reports
Taylor & Francis (Unified)	2,075	Publisher reports
Wiley (Unified)	1,470	Publisher reports
WILEY	1,347	Publisher reports
ROUTLEDGE JOURNALS, TAYLOR & FRANCIS LTD	1,180	Publisher reports
SPRINGER	1,059	Publisher reports
Sage (Unified)	920	Publisher reports
ELSEVIER	770	Publisher reports
TAYLOR & FRANCIS LTD	582	Publisher reports

저널 수 클릭 시, Publisher가 필터로 선택된 Browse Journal로 이동

2,207 journals

Journal name/abbreviation, ISSN/eISSN, category, publisher, country/region

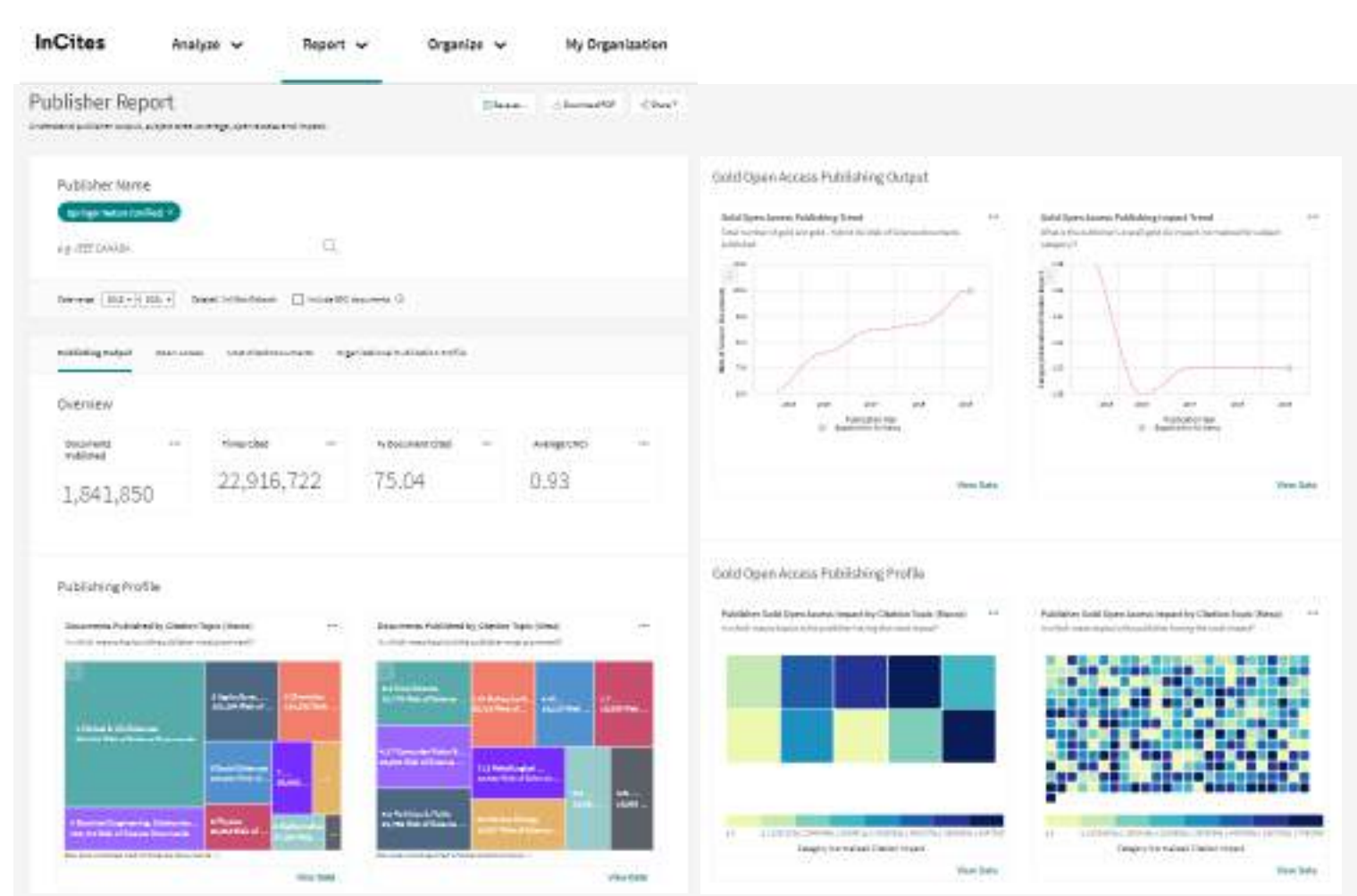
Springer Nature (Unified)

Journal name	ISSN	eISSN	Category
<input type="checkbox"/> CELL RESEARCH	1001-0602	1748-7838	CELL BIOLOGY - SCIE
<input type="checkbox"/> INTENSIVE CARE MEDICINE	0942-4642	1432-1238	CRITICAL CARE MEDICINE - SCIE
<input type="checkbox"/> Molecular Cancer	N/A	1476-4593	Multiple

# Browse Publishers > InCites Analysis – Publisher report



InCites 구독 기관의 경우,  
Publisher report 클릭 시  
InCites의 Publisher report로 이동



# 7. Browse Countries/Regions

# Browse Countries/Regions

Journal Citation Reports™ Journals Categories Publishers Countries/Regions My favorites Joon Kim

## The world's leading journals and publisher-neutral data

Journal name/abbreviation, ISSN/eISSN, category, publisher, country/region

**Already have a manuscript?**  
Find relevant, reputable journals for potential publication of your research using Manuscript matcher. [Match my manuscript](#)

See full listings and refine your search by

- Journals
- Categories
- Publishers
- Countries/Regions**

**Browse Countries/Regions**

- 국가/지역 별 JCR연도 저널 수 확인, InCites에서 국가/지역 별 저널 분석 가능

# Browse Countries/Regions

Journal Citation Reports™ Journals Categories Publishers Countries/Regions My favorites Jieun Kim

111 countries/  
regions

Journal name/abbreviation, ISSN/eISSN, category, publisher, country/regi

Countries/Regions	Number of journals in 2021	InCites metrics
USA	5,930	Analyse in InCites
ENGLAND	4,511	Analyse in InCites
NETHERLANDS	1,329	Analyse in InCites
GERMANY (FED REP GER)	1,148	Analyse in InCites
SPAIN	719	Analyse in InCites
SWITZERLAND	541	Analyse in InCites
ITALY	421	Analyse in InCites
BRAZIL	410	Analyse in InCites
CHINA MAINLAND	403	Analyse in InCites
RUSSIA	300	Analyse in InCites

저널 수 클릭 시,  
Country/Region이 필터로 선택된  
Browse Journal로 이동

5,930 journals

Journal name/abbreviation

USA JCR Year: 2021

Journal name	ISSN	eISSN	Category
CA-A CANCER JOURNAL FOR CLINICIANS	0007-9215	1542-4863	ONCOLOG
NEW ENGLAND JOURNAL OF MEDICINE	0028-4793	1533-4404	MEDICINE, INTERNAL

# Browse Countries/Regions > InCites - Analyze – Publication Sources



InCites 구독 기관의 경우,  
InCites metrics 클릭 시 InCites의 Analyze >  
Publication Sources로 이동하여 분석 가능

InCites Analyze Report Organize My Organization Jean.Xim@clarivate.com

Publication Sources Source Name e.g. Nature

Time Period: 2017-2021 Publication Source Country/Region: USA Schema: Web of Science Clear all filters

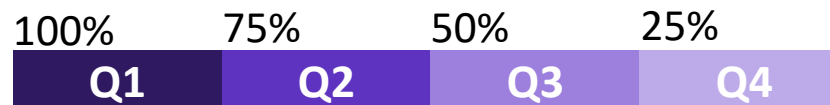
7,400 publication sources (5,037,114 documents) Find in table Sorted by Times Cited Add indicator

Publication Source Name	Web of Science Documents	Times Cited	Journal Impact Factor	Journal Citation Indicator	% Documents Cited	JIF Quintile
<input type="checkbox"/> PLOS ONE	89,502	603,770	3.752	0.88	87.16%	Q2
<input type="checkbox"/> ACS APPLIED MATERIALS & INTERFACES	27,308	872,049	10.383	1.49	97.10%	Q1
<input type="checkbox"/> SCIENCE	13,288	581,788	63.714	10.18	99.92%	Q1
<input type="checkbox"/> JOURNAL OF THE AMERICAN CHEMICAL SOCIETY	12,738	543,986	18.383	2.85	98.13%	Q1
<input type="checkbox"/> PROCEEDINGS OF THE NATIONAL ACADEMY OF SCIENCES OF THE UNITED STATES OF AMERICA	20,272	536,083	12.770	2.61	91.36%	Q1
<input type="checkbox"/> NEW ENGLAND JOURNAL OF MEDICINE	7,593	497,771	176.079	22.28	71.97%	Q1
<input type="checkbox"/> JOURNAL OF CLEANER PRODUCTION	21,054	489,601	11.072	1.51	97.58%	Q1
<input type="checkbox"/> IEEE ACCESS	84,711	440,759	3.476	0.93	83.77%	Q2

# 8. JCR 주요 Indicator

# JCR의 주요 저널 평가 지표

- **Journal Impact Factor (JIF)** : JCR 연도 직전 2개년 동안 출판된 논문이 JCR 연도에 기록한 저널의 인용 영향력
- **JIF Percentile**: JIF 순위를 기준으로 Category별 백분위 값
- **JIF Quartile**: JIF 순위를 기준으로 Category별 사분위 값
- **5 year Impact Factor** : JCR 연도 직전 5개년 동안 출판된 논문이 JCR 연도에 기록한 인용 영향력
- **Journal Citation Indicator (JCI)** : JCR연도에 기록한 저널의 상대적 인용 영향력 (평균 = 1)
- **Immediacy Index**: JCR 연도에 출판된 논문이 JCR 연도에 기록한 인용 영향력
- **Eigenfactor Score**: JCR 연도 직전 5개년 동안 출판된 논문이 JCR 연도에 기록한 인용 영향력을 계산할 때, 피인용 저널의 영향력에 따라 가중치를 부여한 영향력 지수
- **Normalized Eigenfactor**: Eigenfactor Score의 값을 JCR 전체 저널수로 정규화한 값 (평균=1)
- **Article Influence Score**: Eigenfactor Score를 직전 5개년 동안 해당 저널 출판 논문수로 정규화한 값 (평균=1)



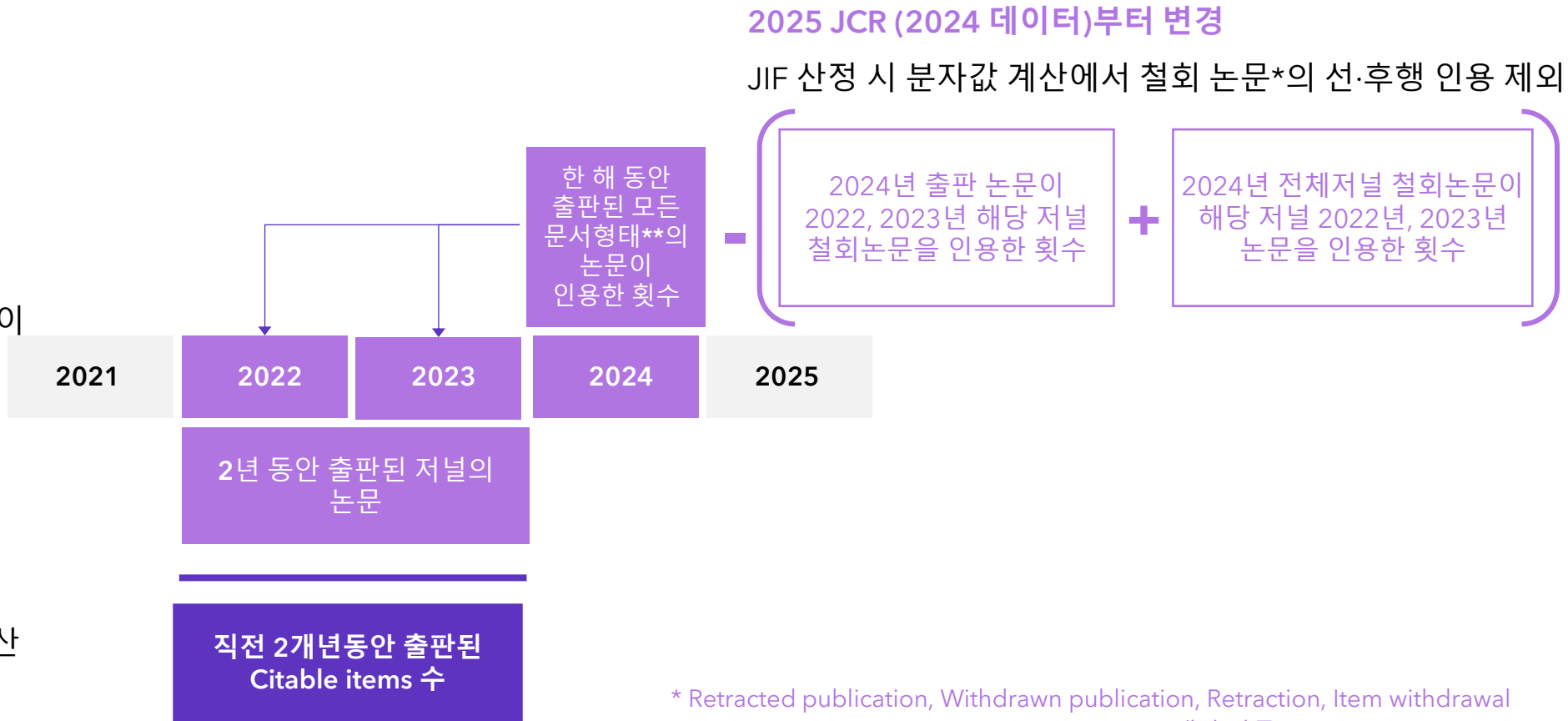
# Journal Impact Factor(JIF) 란?

저널 별 평균 인용수를 반영하여 연구분야 내 저널의 영향력을 보여주는 지표

## JIF 계산방법:

직전 2개년동안 출판된 저널의 논문이 해당 연도에 받은 인용 수(분자)를

직전 2개년 동안 저널에 출판된 Citable Items 수(분모)로 나누어 계산



\* Retracted publication, Withdrawn publication, Retraction, Item withdrawal

\*\* Journals, Conference proceedings, Books 내 출판물

\*\*\* Article, Review 형태의 출판물

# Journal Citation Indicator (JCI) 란?

## 저널의 상대적 인용 영향력 (분야 평균=1)

Journal Citation Indicator (JCI)   
2.00

← 분야 평균 대비  
2배 영향력이 높은 저널

JCR 연도 직전 3년간 발표된 저널 논문(Article, Review)의 Category Normalized Citation Impact (CNCI)\* 평균값

*Journals in SCIE, SSCI, AHCI and ESCI*

*All journals, books and conference proceedings in the Core Collection*



\* Category Normalized Citation Impact(CNCI) =  $\frac{\text{인용횟수}}{\text{기대인용횟수}}$  , 논문의 피인용 성과 지수

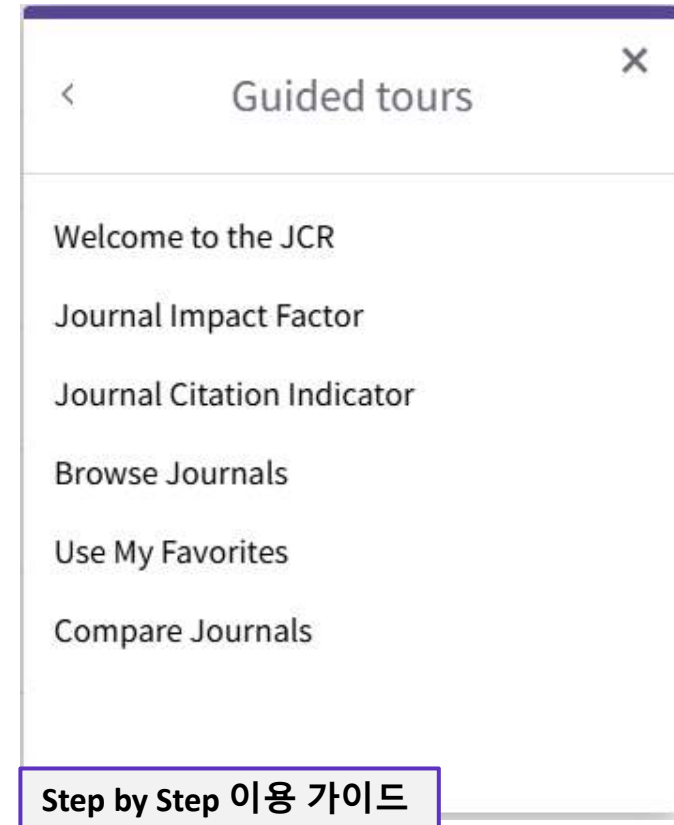
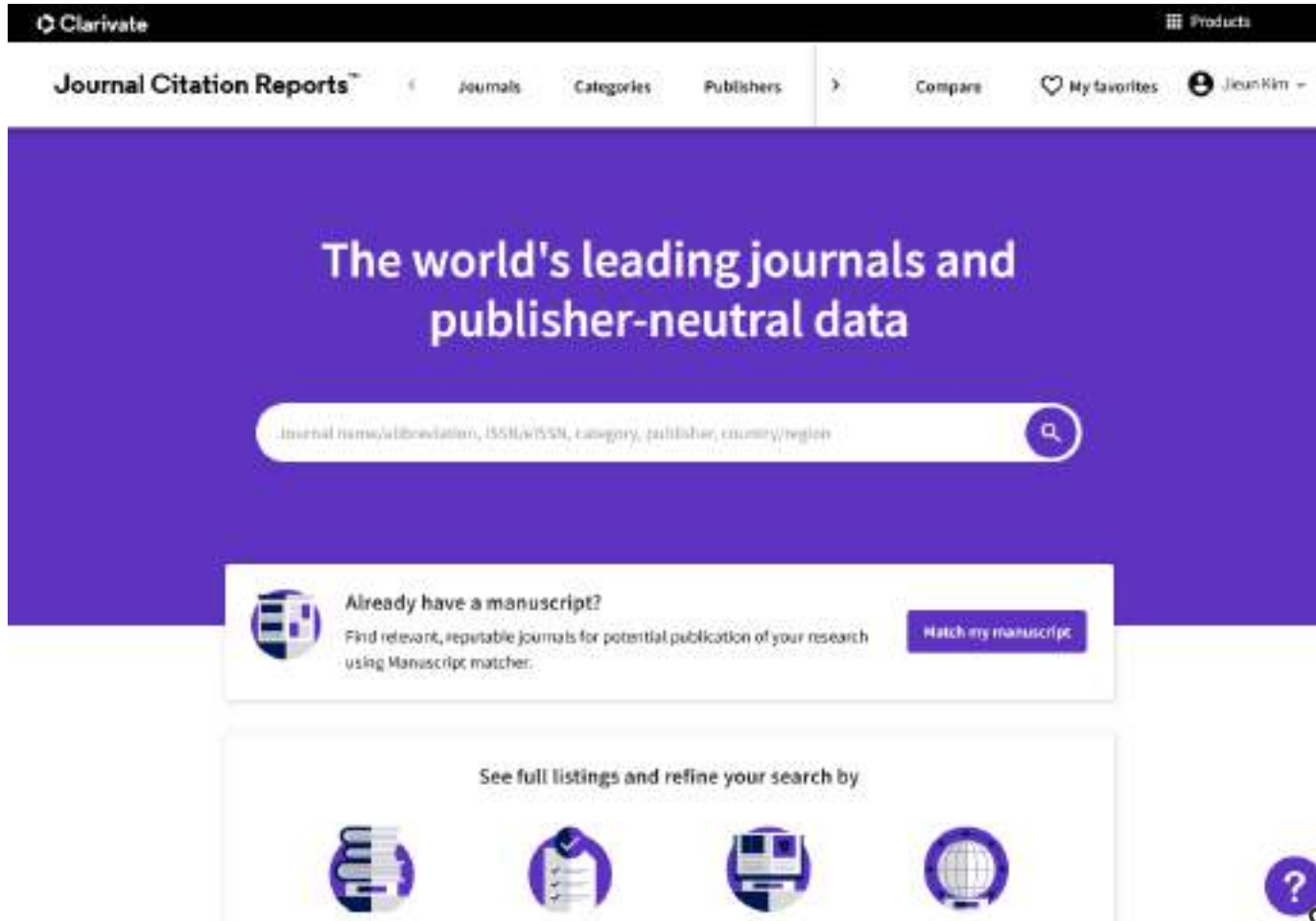
## JCI metrics 사용 가능 Edition

- Science Citation Index Expanded
- Social Science Citation Index
- Arts & Humanities Citation Index
- Emerging Sources Citation Index

[가이드] [Journal Citation Indicator 4p\(한국어\)](#)  
[White paper] [Introducing the Journal Citation Indicator](#)

# 9. Guided Tours 활용하기

# Guided Tours 활용하기



# Welcome to JCR

**1**

## Welcome to the new Journal Citation Reports

We are excited to show you what is new in this year's Journal Citation Reports. You'll find:

- **More journals** - we've expanded content to include Arts & Humanities and Emerging Sources Citation Index journals
- **Journal Citation Indicator** - a new field-normalized metric for journals across all disciplines
- **Enhanced user experience** - interactive visualizations, simpler navigation and contextual help make the JCR easier to use than ever.

Let us show you around!

NO THANKS GET STARTED

**2**

STEP 2 OF 7

## Expanded search

Search journal names, categories, keywords, or ISSNs to begin your search.

NEXT

**3**

STEP 3 OF 7

## Decide where to publish

Use your existing manuscript combined with Clarivate's world-class data in **Manuscript Match** to find the right fit for you. Create a free account if you don't already have one.

BACK NEXT

**4**

STEP 4 OF 7

## More journal coverage

Browse journals across all editions of Web of Science Core Collection, including:

- Science Citation Index Expanded
- Social Science Citation Index
- Arts & Humanities Citation Index
- and Emerging Sources Citation Index

BACK NEXT

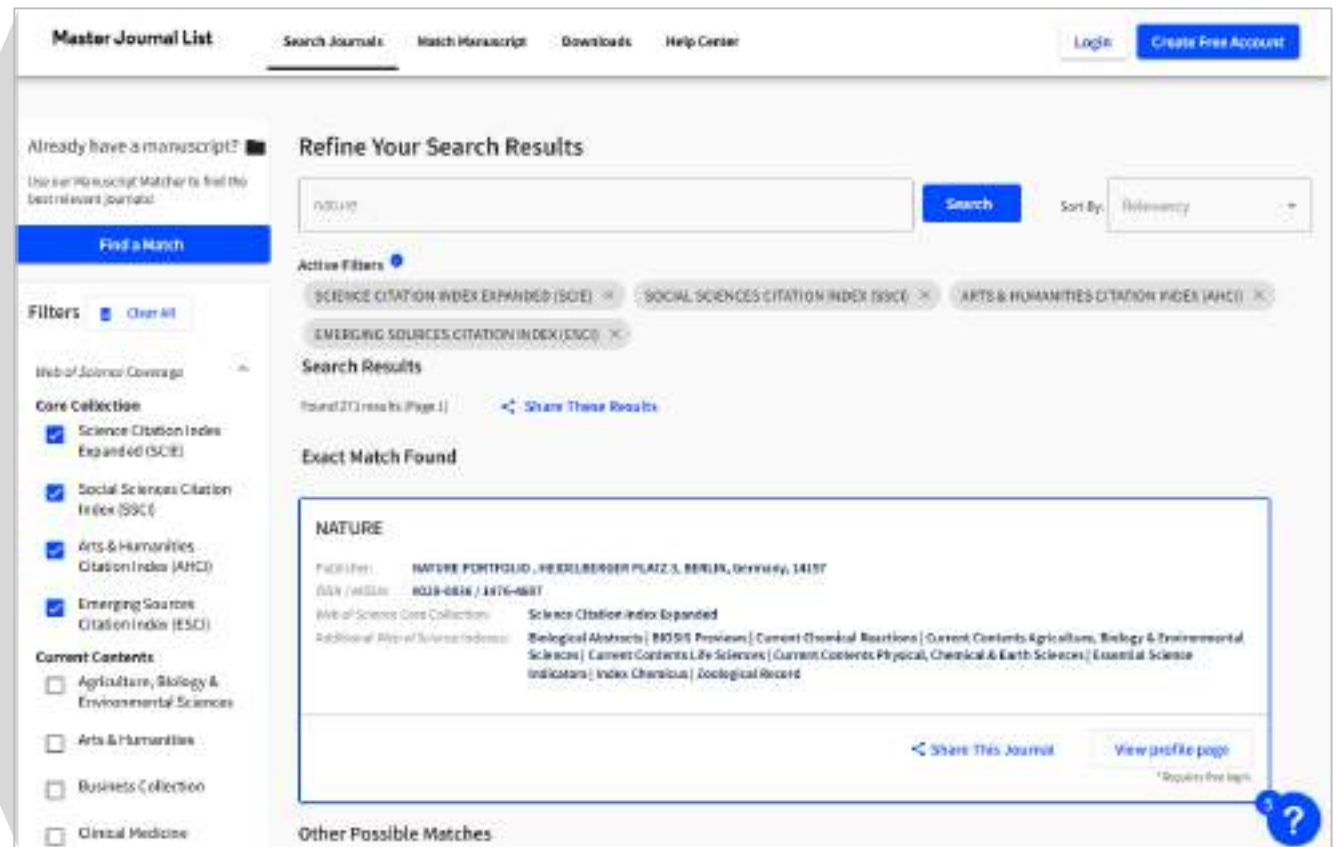
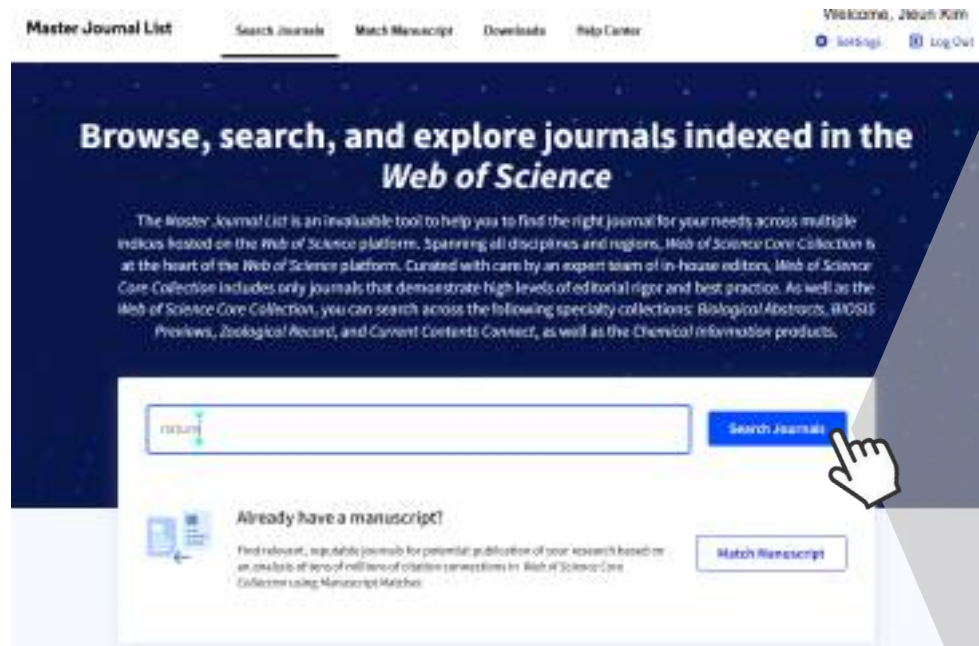
Browse journals

Match my manuscript

# 10. Master Journal List

# Master Journal List

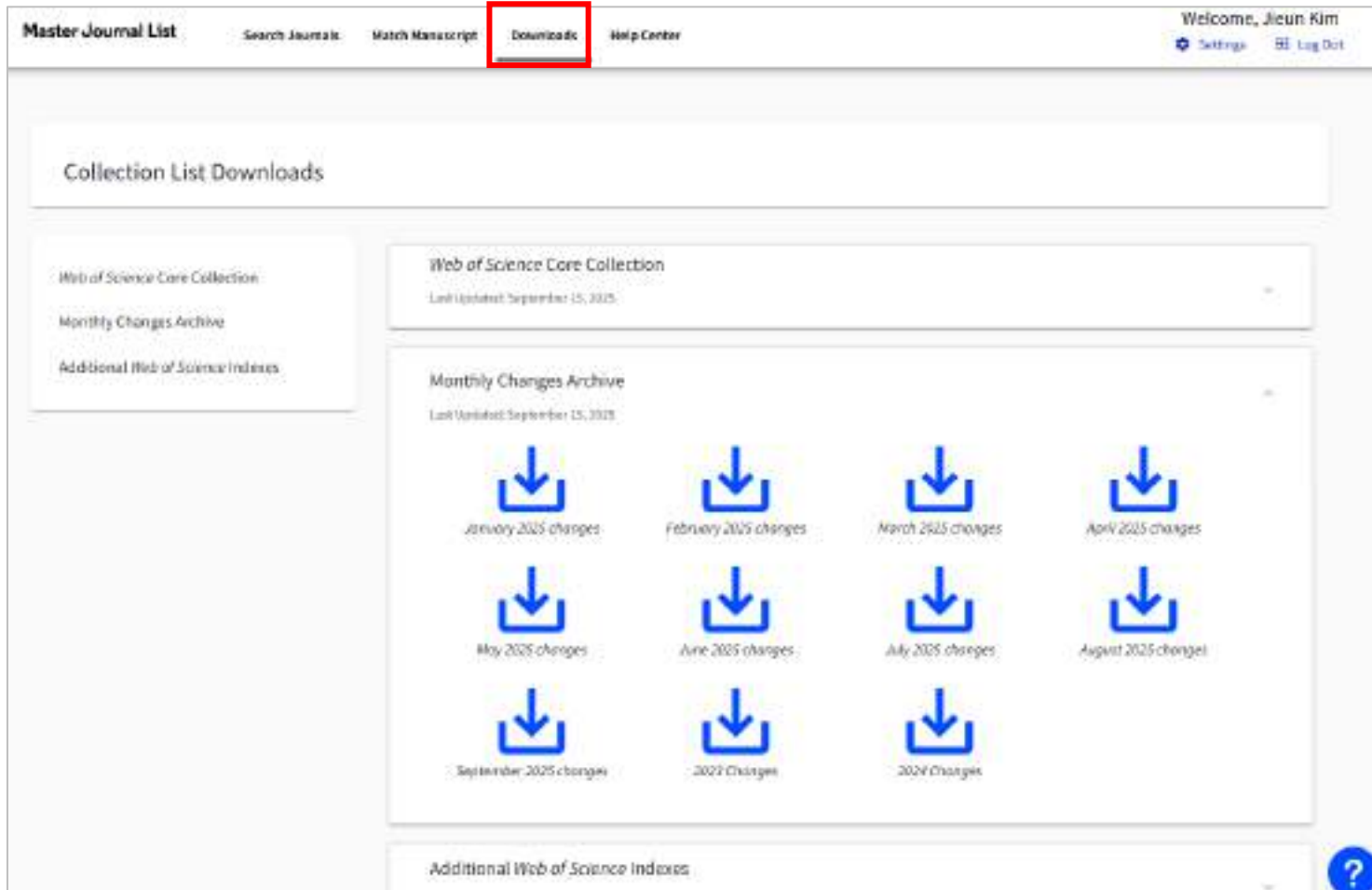
## 저널 정보 제공



등재상태, OA 정보, 출판주기, JIF, JCI, Center for Open Science(TOP Facotr), Peer review 등

# Master Journal List

## Web of Science Core Collection 등재 저널 확인



The screenshot shows the 'Master Journal List' website interface. The 'Downloads' menu item is highlighted with a red box. The main content area is titled 'Collection List Downloads' and contains two main sections: 'Web of Science Core Collection' and 'Monthly Changes Archive'. The 'Monthly Changes Archive' section displays a grid of download links for various months in 2025, including January, February, March, April, May, June, July, August, and September. A sidebar on the left contains links for 'Web of Science Core Collection', 'Monthly Changes Archive', and 'Additional Web of Science Indexes'. The top navigation bar includes 'Search Journals', 'Match Manuscript', 'Downloads', and 'Help Center'. The user is logged in as 'Jicun Kim'.

## Web of Science 수록 저널 리스트, 월간 저널 변경 정보 다운로드

- SCIE, SSCI, AHCI, ESCI 등 저널 리스트\* (WOS 구독기관 한정)
- 저널 등재 상태 변경 정보 (Monthly Changes)

# Match my manuscript > Master Journal List

The screenshot shows the 'Master Journal List' page on the Web of Science platform. The page features a navigation bar with 'Search Journals', 'Match Manuscript', 'Downloads', and 'Help Center'. A main heading reads 'Browse, search, and explore journals indexed in the Web of Science'. Below this, a descriptive paragraph explains the tool's purpose. A search bar is present with a 'Search Journals' button. A section titled 'Already have a manuscript?' includes a 'Match Manuscript' button. A 'Manuscript Matcher' modal window is open, showing fields for 'Title' and 'Abstract' and a 'Find Journals' button. Three callout boxes provide Korean instructions: one points to the 'Match Manuscript' button, another to the 'Search Journals' button, and a third to the 'Manuscript Matcher' modal.

Web of Science Group Master Journal List Search Journals Match Manuscript Downloads Help Center Welcome, Donghyun Kim Settings Log Out

## Browse, search, and explore journals indexed in the Web of Science

The Master Journal List is an invaluable tool to help you to find the right journal for your needs across multiple indices hosted on the Web of Science platform. Spanning all disciplines and regions, Web of Science Core Collection is at the heart of the Web of Science platform. Curated with care by an expert team of in-house editors, Web of Science Core Collection includes only journals that demonstrate high levels of editorial rigor and best practice. As well as the Web of Science Core Collection, you can search across the following specialty collections: *Biological Abstracts*, *BIDSIS Previews*, *Zoological Record*, and *Current Contents Connect*, as well as the *Chemical Information products*.

Search Journal, ISSN or title word... Search Journals

**Already have a manuscript?**  
Find relevant, reputable journals for potential publication of your research based on an analysis of tens of millions of citation connections in Web of Science Core Collection using Manuscript Matcher.

Match Manuscript

### Manuscript Matcher

Manuscript Matcher helps you find the most related journals for your manuscript. It works best when your title has at least 10 words and your abstract has at least 100 words. Using this information, it will pull the most relevant keywords for matching.

Please enter your manuscript information below.

Title

The following list of related journals is shown. You may also use the following keywords:

Abstract

The following abstracts are shown (page 1 of 10 shown). This page has only 10 pages.

Cancel Find Journals

작성된 Manuscript의 제목과 초록을 활용하여 투고할 저널 매칭

저널검색

논문명과 Abstract를 입력해 투고할 저널을 추천 받을 수 있음

# Match my manuscript > Master Journal List > Results

**Manuscript Matcher**

Manuscript Matcher helps you find the most relevant journals for your manuscript. It works best when your title has at least 10 words and your abstract has at least 100 words. Using this information, it will pull the most relevant keywords for matching.

Please enter your manuscript information below:

Title

Abstract

Cancel Find Journals

Title과 abstract를 입력



Web of Science Group **Master Journal List** Search Journals Match Manuscript Downloads Help Center

Welcome, Donghyun Kim [Settings](#) [Log Out](#)

The power of the Web of Science™ for your research starts when you log in to Web of Science.

Start a new search? [New Search](#)

**Refine Your Manuscript Matcher Results**

Title: Autonomous driving R&D activities in the case of Japanese automobile industry

Abstract: The aim of the paper is to construct a network of Japanese automobile industries' R&D activity in autonomous driving and highlight the major firms within the industry. In order to do so, the data was processed in order to type of the activities such as

Find Journals

**Matching Keywords**

co-op management  autonomous  autonomous driving  major firms

**Match Results**

Found 30 results (Page 1) [Share These Results](#)

**SUSTAINABILITY**

Volume: MDPI, ST ALBANS ANNEE 14, BASEL, SWITZERLAND, 14-452  
ISSN / eISSN: 2071-1050  
Index/Classification Categories: Science Citation Index Expanded | Social Sciences Citation Index  
Additional Index of Science Citation Index: Current Contents/Agriculture, Biology & Environmental Sciences | Current Contents/Social And Behavioral Sciences | Essential Science Indicators

Match Score: 0.66

**Top Keywords:**

major firms co-op management autonomous driving autonomous

[Share This Journal](#) [View profile page](#)

Title과 abstract를 바탕으로 keyword와 투고 저널을 추천

# 11. 도움말

# Help Guide

The image shows a screenshot of the Clarivate Journal Citation Reports website. The main header includes the Clarivate logo, 'Journal Citation Reports', and navigation links for 'Browse journals' and 'Browse categories'. A search bar is present with the placeholder text 'Journal name, JCR abbreviation, ISSN, eISSN or category'. Below the search bar, there are sections for 'Already have a manuscript?' and 'See full listings and refine your search' with icons for 'Browse journals', 'Browse categories', 'Browse publishers', and 'Browse countries'. A 'Resources & updates' dropdown menu is open, showing options like 'Product updates', 'Guided tours', 'Help & contact us', and 'Provide feedback'. A red box highlights the 'Help & contact us' option, with a blue arrow pointing to a 'Help & contact us' mobile menu. This mobile menu has a red box around the 'Help guide' option, which is being clicked by a hand icon. A text box next to it says 'Help guide로 이동'. A question mark icon in the bottom right corner is also highlighted with a red box and labeled '1', with a text box next to it saying '물음표를 클릭'. The number '2' is next to the 'Help & contact us' option in the dropdown, and the number '3' is next to the 'Help guide' option in the mobile menu.

Clarivate

Journal Citation Reports

Journal name, JCR abbreviation, ISSN, eISSN or category

Already have a manuscript?

See full listings and refine your search

Browse journals

Browse categories

Browse publishers

Browse countries

Resources & updates

Product updates

Guided tours

Help & contact us

Provide feedback

Help & contact us

Training resources

Submit an inquiry

Help guide


Help guide로 이동

1 물음표를 클릭

# Help Guide

What can we help you with?


Type your topic here... Search



### Help articles

Find help and more about Journal Citation Reports from articles written by our product experts.


FAQ, 도움말 등



### What's new

We're always working to make your experience better! Here's a quick look at the latest updates, improvements, and fixes we've made.


JCR 연도별  
최신 업데이트



### Training

Watch our videos and learn how to navigate Journal Citation Reports.

영어 교육 영상

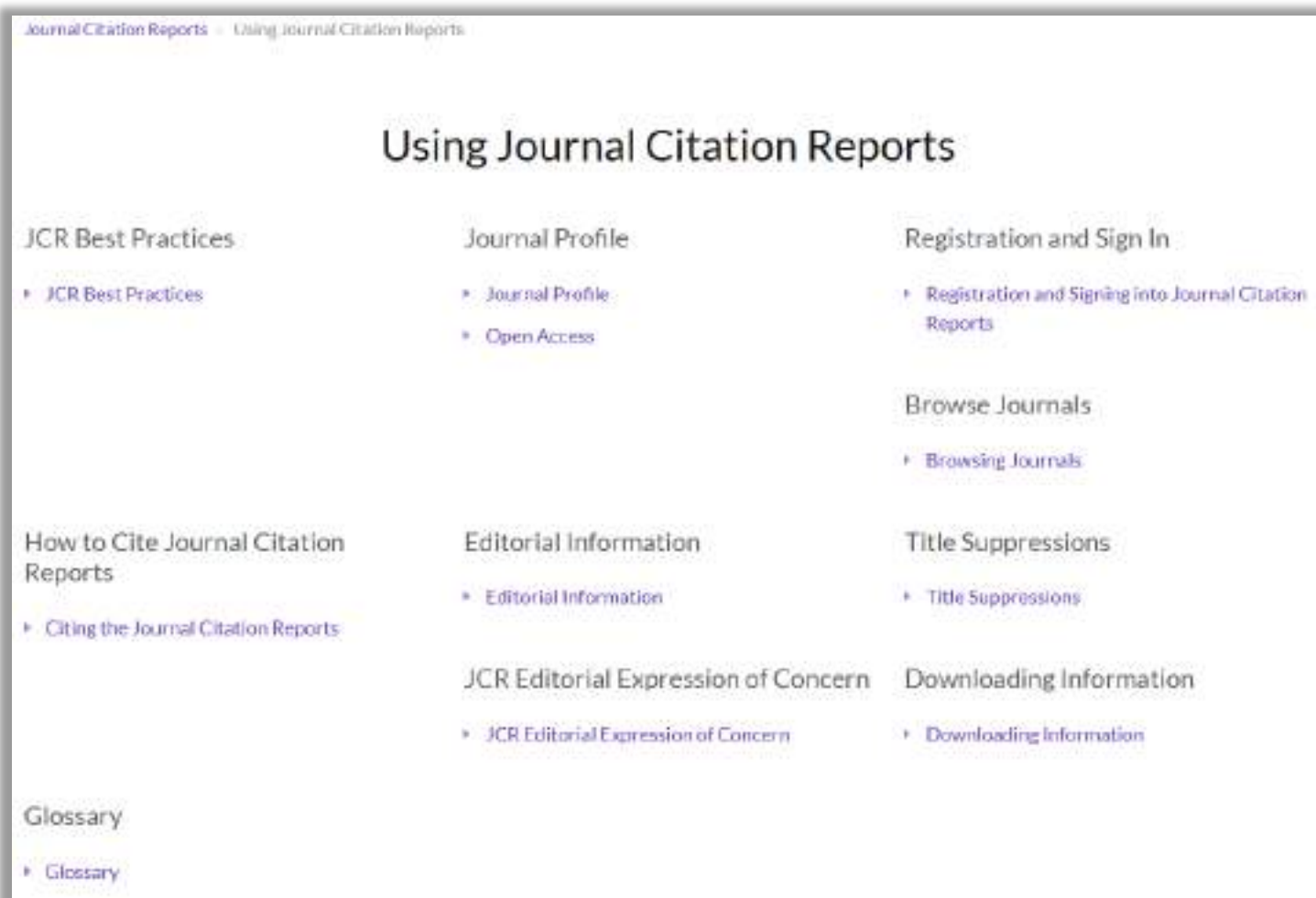


### Live training calendar

Join our global live training events, hosted by product experts.

전세계 라이브 교육  
일정

# Help Guide > Help Articles



## JCR 활용 가이드, 안내사항

- Editorial Information
  - 논문 정보상에서의 변화 (저널명 변경, 다중 저널명)
- Title Suppressions
  - 우려되는 인용 패턴이 발견돼 JIF 부여를 보류한 저널 리스트
    - self: 자기 인용이 너무 많은 경우
    - stacking 특정 저널의 인용이 너무 많은 경우
- JCR Editorial Expression of Concern:
  - 우려되는 인용 패턴이 발견된 저널 리스트

# 클래리베이트 코리아 리프가이드

<https://clarivate.libguides.com/korea>

**[클래리베이트 코리아 리프가이드] Clarivate Korea LibGuide**

LibGuide for Korea with local language. 초기 사용자를 위한 튜토리얼 페이지입니다.

**R&A 뉴스레터 구독 신청**

- 클래리베이트 메일링 서비스 신청하기

매일일 서비스를 신청하시면 Web of Science, JCR, InCitesB&A 등 R&A 제품의 교육 안내, 제품 업데이트, 보고서 발간 소식 등 맞춤형 정보를 이메일로 받아 보실 수 있습니다.

**2025년 하반기 정기 교육 일정**

후반기 전체 정기 교육 일정에 신청하기 : [신청서 등록하기](#)

**교육 일정**

특정 교육에 신청하여 신청하고 싶은 신청 항목 '등록일'에 클릭하여 신청하세요.

No.	교육명	날짜	시간	등록페이지
1	Web of Science 정기교육 - 핵심 키워드 논문 탐색 및 분석 실습	9월 31일 목요일	18:30 - 11:30 (1시간)	등록 링크
2	Journal Citation Reports 정기교육(기초)-2부 이해, 차질 검색실습	9월 11일 목요일	14:00 - 15:00 (1시간)	등록 링크
3	Journal Citation Reports 정기교육(실용) - 2025년 발표 JCR 반영사항 안내, 최신 타겟으로 분석하기	9월 18일 목요일	18:30 - 11:30 (1시간)	등록 링크
4	Web of Science Research Assistant 정기교육 - 활용 유형과 일반 실습	9월 18일 목요일	14:00 - 15:00 (1시간)	등록 링크
5	InCitesB&A 정기교육(기초) - 국가 및 기관 연구 성과 출판량, 영향력 비교 분석 실습	10월 14일 목요일	18:30 - 11:30 (1시간20분)	등록 링크
6	InCitesB&A 정기교육(실용) - 연구 성과 분석 보고서 작성 실습	10월 14일 목요일	14:00 - 15:20 (1시간20분)	등록 링크
7	Research History Navigates(리서치)로 유망 연구 주제 탐색하기	10월 23일 목요일	18:30 - 11:30 (1시간)	등록 링크

▶ 해당 교육 내용은 각 교육의 등록 링크에서 확인할 수 있습니다.

**1 / 8** Playlist

- 250807\_InCitesB&A 공개교육\_연구자를 위한 우수 연구성과 분석
- 250326\_2025년 봄학기 InCites B&A WOS - Emerging Topics 업데이트.
- 250326\_2025년 봄학기 InCites B&A 기초 활용법 및 사용자 튜토리얼 소개
- 250320\_2025년 봄학기 Web of Science에 나의 프로필 생성하고 관리하기
- 250313\_2025년 봄학기 WOS RA 생성형 AI를 활용한 하 시해연구, SCIS SCOPUS

## Web of Science 활용 매뉴얼

- Web of Science 계정 생성 방법 가이드 동영상
- Web of Science 개인계정 생성 방법 가이드(5p)

## [ Web of Science Research Assistant (WOS RA) ]

- [클래리베이트]WOSRA\_교육\_2025\_V5
- WOS RA(Web of Science Research Assistant)\_생성형AI기반선행연구\_교육자료\_v4
- WOS RA(Web of Science Research Assistant) 소개 (1p)
- WOS RA(Web of Science Research Assistant) 퀵 가이드 (13p)



감사합니다

고객지원 및 기술지원 문의

[ts.support.korea@clarivate.com](mailto:ts.support.korea@clarivate.com)

유선전화: 02-6105-4227

팩스: 02-722-8947



# Appendix

JCR 2024 & 2023 edition

# 통합된 카테고리(Consolidated categories)

동일한 학문 분야의 저널을 더 쉽게 탐색

JCR Year: 2022

Category ▲	Edition	# of journals ▼
EDUCATION & EDUCATIONAL RESEARCH	ESCI	491
EDUCATION & EDUCATIONAL RESEARCH	SSCI	269
ECONOMICS	ESCI	206
ECONOMICS	SSCI	381
HISTORY	AHCI	285
HISTORY	ESCI	212
HISTORY	SSCI	101

JCR Year: 2023

Category ▼	Edition	# of journals ▼
EDUCATION & EDUCATIONAL RESEARCH	ESCI, SSCI	756
ECONOMICS	ESCI, SSCI	602
HISTORY	AHCI, ESCI, SSCI	520
MATHEMATICS	ESCI, SCIE	490

2023년 발표 JCR 까지



2024년 발표 JCR 이후

# 과학 및 사회과학 저널의 통합 랭킹

## 저널 성과 평가의 용이성 증대



229개의 과학 및 사회과학 카테고리에 적용

### AHCI와 ESCI 저널: Journal Impact Factor 부여 (2023년 6월 이후)

그 중 **25개**의 예술 및 인문학 카테고리\*는 순위, 사분위수, 백분위수 미제공

\* Architecture; Art; Asian Studies; Classics; Dance; Film, Radio, Television; Folklore; Humanities, Multidisciplinary; Literary Reviews; Literary Theory & Criticism; Literature; Literature, African, Australian, Canadian; Literature, American; Literature, British Isles; Literature, German, Dutch, Scandinavian; Literature, Romance; Literature, Slavic; Medieval & Renaissance Studies; Music; Philosophy; Poetry; Religion; Theater; Archaeology; Language & Linguistics

# Journal Impact Factor (JIF)의 확대

엄선된 저널 선정 과정을 거친 모든 저널에 완전한 저널 프로필 제공



## Summary

- AHCI, ESCI 저널에 JIF 부여
- JIF 소수점 자리 수 변경 (세 자리 → 한 자리)

Web of Science 핵심 컬렉션 전체 저널에 JIF 사용 가능

→ JIF를 전체 저널의 영향력 분석 시 참고 자료로 활용



## Impact

- 간략한 정보 제공으로 한눈에 파악 가능
- 더 많은 데이터, 저널, 출판사 정보 제공
  - 더 넓어진 오픈 액세스 커버리지
  - 더 다양한 지역의 저널 정보 제공



## Benefits

- 더욱 강화된 저널 프로필 페이지 기반 구독 저널 컬렉션 영향력 강화
- 더 많은 정보를 통해 투고 저널 선정 가능
- 컬렉션 관리업무 간소화
- 저널 영향력 심층적 분석 가능

# 2023년 릴리즈 된 JCR 2022에서는 AHCI 및 ESCI를 포함한 Web of Science Core Collection의 모든 저널에 Journal Impact Factor (JIF) 부여



3,000여 출판사에서 발행된  
**9,000** 여 종의 저널에 올해  
처음으로 JIF 부여



Global South<sup>1</sup> 에서 출간된 5%  
이상의 저널에 JIF 부여




JIF 부여된 Gold OA 저널 8%  
증가

<sup>1</sup>According to the United Nations definition: [http://www.fc-ssc.org/en/partnership\\_program/south\\_south\\_countries](http://www.fc-ssc.org/en/partnership_program/south_south_countries)

# Journal Impact Factor 소수점 자리 수 표시 변경에 따라 JIF 동순위 증가

## JIF 가 소수점 아래 3자리수 표시 [2023년 이전]

- JIF 동순위 저널 없음
- **카테고리 내 총 저널 수 = JIF 랭킹수**  
예) 100종의 저널에 100개의 순위 할당
- JIF Quartile가 JIF 순위에 따라 균등하게 나뉘짐. (사분위 크기 동일)
- **JIF Quartile이 저널의 수에 따라 균등함.**



참고) 막대 높이: 각 JIF Quartile 저널 수

## JIF 가 소수점 아래 1자리수 표시 [23년 6월]

- JIF 동순위 저널 있음.  
예) 여러 저널이 같은 JIF를 갖는 경우
- **카테고리 내 총 저널 수 ≠ JIF 랭킹수**  
예) 동일 JIF 발생으로 인해 100종의 저널에 90개의 순위 할당될 수 있음
- JIF Quartile이 JIF 순위에 따라 크기 조정
- **JIF Quartile 범위는 저널 수와 관계 없음.**