

JoVE

Journal of Visualized Experiments

<https://www.jove.com/>



- ✓ 최초로 Peer-Reviewed된 비디오 아티클/저널을 발행하는 출판사
- ✓ PubMed, Medline, ChemAbstracts, SciFinder 및 Scopus 에 인덱싱
- ✓ Nature, Cell, PNAS, PLoS 등 많은 과학 저널에 인용 (2018IF 1.108)
- ✓ 원문 제공 년도 : 2006년 ~ 현재 (섹션별로 다름)
- ✓ 주제 분야 : 생명과학, 의학, 화학, 물리학, 행동과학, 환경과학, 발달생물학, 유전학, 생화학, 암연구, 과학교육 등
- ✓ 종수 : 13 Video Journal sections + 10 Science Education Database Package
- ✓ 출판사 홈페이지 : <https://www.jove.com>



JoVE Sections	Launched	Articles
Biology	2006/10	2,111
Neuroscience	2010/08	1,233
Immunology and Infection	2010/08	1,095
Medicine	2011/01	1,380
Bioengineering	2011/01	874
Engineering	2012/07	475
Chemistry	2013/02	480
Behavior	2013/10	433
Environment	2013/06	309
Developmental Biology	2015/01	531
Genetics	2016/09	295
Biochemistry	2016/09	362
Cancer Research	2016/09	276
Science Education Database	2013/05	300+
All		9,854 & 550+

✓ 수록 아티클 수는 2020/3/8 기준임.

The screenshot shows the JoVE Main Page with several key features highlighted by yellow arrows and labels:

- A:** Search bar with the text "Search 8,689 video articles".
- B:** "Advanced" search link.
- C:** "START A TRIAL" and "LOG IN" buttons.
- D:** Navigation menu with links: "ABOUT JoVE", "FOR LIBRARIANS", "PUBLISH", "VIDEO JOURNAL", and "SCIENCE EDUCATION".
- E:** "NOW SHOWING" section featuring a video titled "Measuring Exercise Levels in *Drosophila melanogaster* Using the Rotating Exercise Quantification System (REQS)".
- F:** "BROWSE BY" section with options: "MOST RECENT", "MOST VIEWED", and "MOST FAVORITED".

The page also displays a grid of video thumbnails categorized by fields such as BEHAVIOR, BIOCHEMISTRY, BIOENGINEERING, BIOLOGY, CANCER RESEARCH, CHEMISTRY, DEVELOPMENTAL BIOLOGY, ENGINEERING, ENVIRONMENT, GENETICS, IMMUNOLOGY AND INFECTION, MEDICINE, NEUROSCIENCE, IN-PRESS, METHODS COLLECTIONS, JoVE MONTHLY HIGHLIGHTS, ARCHIVE, and EDITORIAL BOARD.

- A. 빠른 검색 (모든페이지 상단에 위치)
 B. 고급 검색 (모든페이지 상단에 위치)
 C. My account 로그인
 D. 우리 도서관에서 구독중인 섹션은 ● 으로 표시 (○ 은 무료 콘텐츠)
 D. 사이트내 네비게이션 바 제공
 E. 가장 최근에 발행된 / 가장 많이 본 / 가장 많이 저장 된 비디오아티클 선택보기

REFINE YOUR SEARCH:

CONTAINING TEXT

stem cells



-

+

FILTER BY AUTHOR OR INSTITUTION



FILTER BY PUBLICATION DATE

From: October, 2006
Until: Today

6101 Video Articles

1 2 3 4 5 6 7 8 9 ... 611 >

contains stem cells ✕

In Vitro Differentiation of Human Mesenchymal Stem Cells into Functional Cardiomyocyte-like Cells


Peter Szaraz^{1,2}, Yarden S. Gratch¹, Farwah Iqbal^{1,2}, Clifford L. Librach^{1,2,3,4,5}
¹Create Fertility Centre, ²Department of Physiology, University of Toronto, ³Department of Obstetrics and Gynecology, University of Toronto, ⁴Department of Physiology, University of Toronto, ⁵Department of Obstetrics and Gynecology, Women's College Hospital

Isolation of Mesenchymal Stem Cells from Human Alveolar Periosteum and Effects of Vitamin D on Osteogenic Activity of Periosteum-derived Cells


Yen-Li Wang^{1,2}, Adrienne Hong³, Tzung-Hai Yen^{1,4,5,6}, Hsiang-Hsi Hong^{1,7,8}
¹Chang Gung University, ²Department of Periodontics, Chang Gung Memorial Hospital, ³California Northstate University College of Medicine, ⁴Department of Nephrology, Clinical Poison Center, Chang Gung Memorial Hospital, ⁵Kidney Research Center, Chang Gung Memorial Hospital, ⁶Center for Tissue Engineering, Chang Gung Memorial Hospital, ⁷Department of Periodontics, Chang Gung Memorial Hospital, ⁸College of Oral Medicine, Taipei Medical University

DEVELOPMENTAL BIOLOGY

BIOENGINEERING

- A. 검색된 비디오 아티클 수
- B. 검색한 키워드
- C. 검색결과 재정렬 : 키워드, 저자, 기관명, 발행일, 저널섹션 등
- D. 아티클명 클릭하여 비디오 플레이 페이지로 이동
- E. 해당 저널섹션 안내

JoVE

stem cells

START A TRIAL LOG IN

ABOUT JoVE FOR LIBRARIANS PUBLISH VIDEO JOURNAL SCIENCE EDUCATION

October, 2006 Today

FILTER BY JOURNAL SECTION

- ☐ Check All
- ☐ Biology
- ☐ Neuroscience
- ☐ Immunology and Infection
- ☐ Medicine
- ☐ Bioengineering
- ☐ Engineering
- ☐ Chemistry
- ☐ Environment
- ☐ Behavior
- ☐ Developmental Biology
- ☐ Genetics
- ☐ Biochemistry
- ☐ Cancer Research
- ☒ In-Press

Generation of First Heart Field-like Cardiac Progenitors and Ventricular-like Cardiomyocytes from Human Pluripotent Stem Cells

Michael S. Yu^{1,2}, Sean Spiering^{*1}, Alexandre R. Colas¹

¹Sanford Burnham Prebys Medical Discovery Institute, ²Department of Bioengineering, University of California at San Diego

Video Coming Soon

Modeling

Video Coming Soon

This article has been accepted and is currently in production

ABSTRACT

The generation of large amounts of functional human pluripotent stem cells-derived cardiac progenitors and cardiomyocytes of defined heart field origin is a pre-requisite for cell-based cardiac therapies and disease modeling. We have recently shown that Id genes are both necessary and sufficient to specify first heart field progenitors during vertebrate development. This differentiation protocol leverages these findings and uses Id1 overexpression in combination with Activin A as potent specifying cues to produce first heart field-like (FHF-L) progenitors. Importantly, resulting progenitors efficiently differentiate (~70–90%) into ventricular-like cardiomyocytes. Here we describe a detailed method to 1) generate Id1-overexpressing hPSCs and 2) differentiate scalable quantities of cryopreservable FHF-L progenitors and ventricular-like cardiomyocytes.

Protocol for microRNA Transfer into Adult Bone Marrow-derived Hematopoietic Stem Cells to Enable Cell Engineering Combined with Magnetic Targeting

Frauke Hausburg^{*1,2}, Paula Müller^{*1,2}, Natalia Voronina^{*1}, Gustav Steinhoff^{1,2}, Robert David^{1,2}

Rostock University Medical

This article has been accepted, the video is coming soon! To be notified upon release, please enter your email address here:

Email

Send me an alert

PUBLISH WITH JoVE

JoVE IN-PRESS

※ JoVE In-Press : Peer-reviewed & accepted video article의 정식 발행 전, 초록 제공

A. In-Press 클릭하여 검색결과 재정렬

B. 아티클명 클릭하여 초록 페이지로 이동

C. 아티클이 정식 발행되었을 때 등록한 Email로 Notification 발송

Advanced
LOG IN

[ABOUT JOVE](#)
[FOR LIBRARIANS](#)
[PUBLISH](#)
[VIDEO JOURNAL](#)
[SCIENCE EDUCATION](#)

BIOLOGY

Split Green Fluorescent Protein System to Visualize Effectors Delivered from Bacteria During Infection

Hye-Young Lee¹, So Eui Lee¹, Jongchan Woo², Doil Choi¹, Eunsook Park¹

¹Department of Plant Science, Plant Genomics and Breeding Institute, College of Agriculture and Life Science, Seoul National University, ²Department of Bioindustry and Bioresource Engineering, Sejong University

VIEWS 315

CITE THIS

SHARE

YOU HAVE FULL ACCESS TO THIS ARTICLE THROUGH UNIVERSITY

CHAPTERS

0:04	Title
0:49	Preparation of Plant Materials and <i>Pseudomonas</i> Culture
2:09	Transient Expression of Organelle-targeted sfGFP1-10 ^{OPT} in <i>N. benthamiana</i>
3:58	Inoculation of <i>Pseudomonas</i> and Observation of sfGFP Signal via Confocal Microscopy
5:46	Results: Split Superfolder Fluorescent Protein System: A Useful Tool to Examine the Dynamics of Effectors in Host Plants

B

ISSUE 135
DOI: 10.3791/57719
PUBLISHED: 5/24/2018
0 COMMENTS

C

PDF

EMBED

ADD TO FAVORITES

- 해당 섹션명 (도서관의 구독섹션인 경우, ● 으로 표시됨)
- 발행일, 이슈넘버, 아티클당 DOI 확인
- Text 아티클 다운로드
- 특정 챕터로 이동

Article Page : Video (2)

The screenshot shows the JoVE website interface with the following components and annotations:

- Annotation A:** Points to the top navigation bar containing the JoVE logo, a search bar (Search 8,689 video articles), and links for Advanced search, Log In, About JoVE, For Librarians, Publish, Video Journal, and Science Education.
- Annotation B:** Points to the 'TRANSLATE TEXT TO:' dropdown menu, which allows users to choose a language for translation.
- Annotation C:** Points to the 'MATERIALS' section, which displays a table of materials available for download.
- Annotation D:** Points to the 'USAGE STATISTICS' section, which shows a line graph of cumulative pageviews and a table of total views by institution.
- Annotation E:** Points to the 'DOWNLOADS' section, which lists files available for download, including Text Article (PDF), Materials List (PDF), Supplemental Materials, Article Meta-Description (XML file), File for Reference Management Software (EndNote, RefWorks, Reference Manager, Procite), and Video File (Authors only).

The 'MATERIALS' table lists the following items:

Name	Company	Catalog Number	Comments
Arabidopsis transgenic lines			Park, E., Lee, H. Y., Woo, J., Choi, D. & Dinesh-Kumar, S. P. Spatiotemporal Monitoring of Pseudomonas syringae Effectors via Type III Secretion Using Split Fluorescent Protein Fragments. Plant Cell. 29 (7), 1571-1584 (2017)
CYTO-sfGFP1-10	ABRC	CS69831	
NU-sfGFP1-10	ABRC	CS69832	
PT-sfGFP1-10	ABRC	CS69833	
MT-sfGFP1-10	ABRC	CS69834	
PX-sfGFP1-10	ABRC	CS69835	
ER-sfGFP1-10	ABRC	CS69836	
GO-sfGFP1-10	ABRC	CS69837	
PM-sfGFP1-10	ABRC	CS69838	
Organelle-targeted sfGFP1-10OPT plasmid			Park, E., Lee, H. Y., Woo, J., Choi, D. & Dinesh-Kumar, S. P. Spatiotemporal Monitoring of Pseudomonas syringae Effectors via Type III Secretion Using Split Fluorescent Protein Fragments. Plant Cell. 29 (7), 1571-1584 (2017)

The 'USAGE STATISTICS' section shows a line graph of cumulative pageviews from May 24, 2018, to May 29, 2018. The graph shows a steady increase in pageviews over time.

The 'Total Views: 315' table lists the following institutions and their view counts:

Institution	Views
1 Private Institution	8
2 Seoul National University	4
3 Tongji University	4
4 Gyeongsang National University	2
5 Beijing Normal University	2
6 Guangzhou Medical University	2
7 University of Antwerp - Universiteit Antwerpen	2
8 Yale University	1
9 University of California -	1

The 'Top Traffic Sources' section shows a pie chart with the following data:

Traffic Source	Percentage
joVE.com	60.0%
[direct]	33.1%
m.facebook.com	
google.co.kr	
android-app:	
search.yahoo.com	
facebook.com	

Users can create an account with their institutional emails in order to have access off campus. They will also have access to the following features:

1 USER ACCOUNT DASHBOARD

2 VIEW WATCH HISTORY

Find a previously watched article easily with this watch history feature.

3 FAVORITE ARTICLES

Access your favorite video articles playlist here. To add a video, simply click the 'add to favorite' button under the video player on the article page.

4 CITATIONS LISTING

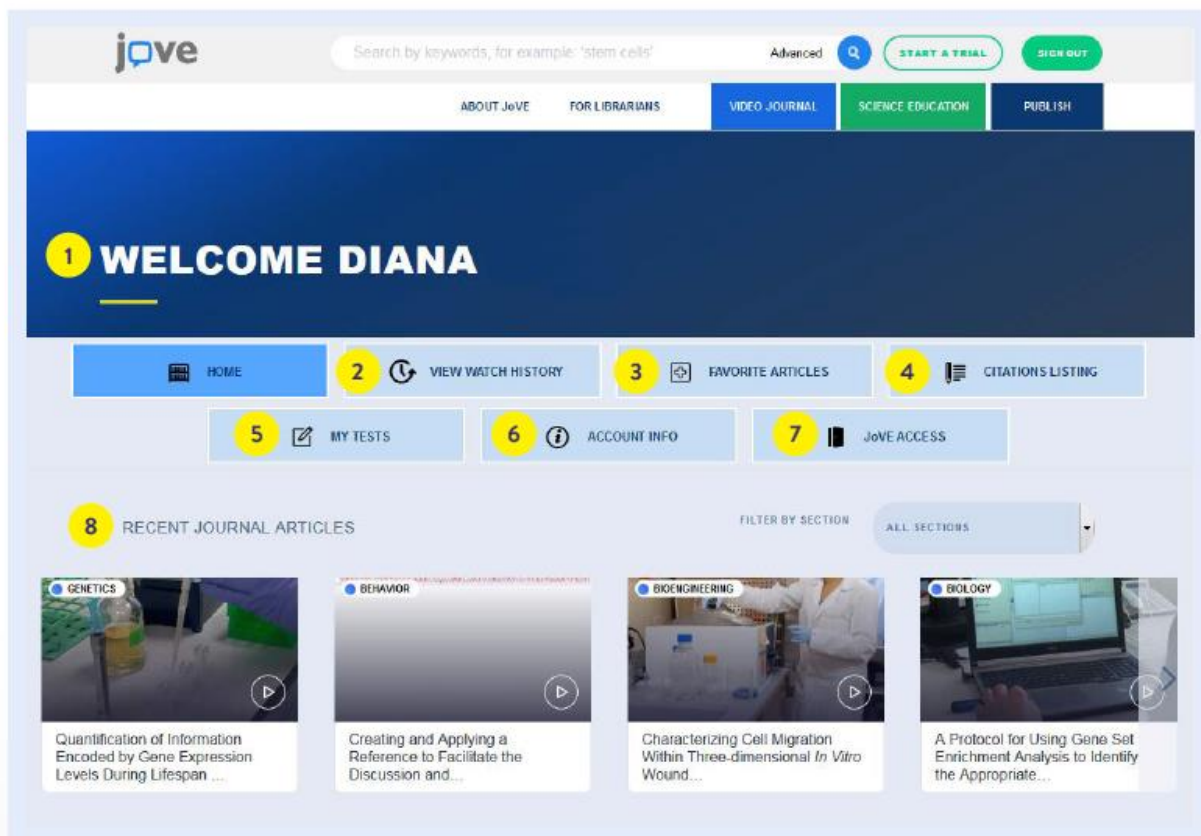
Access the list of all the video articles you have cited. To add an article, simply click the 'Cite This' button at the top of the video player on an article page.

5 MY TESTS

Faculty using Science Education in their classrooms or labs can manage their customized tests from here.

6 ACCOUNT INFO

Manage your account settings.



7 JoVE ACCESS

Check what access you have to JoVE through your institution.

8 RECENT JOURNAL ARTICLES

The latest published articles will be visible here. You can filter them by section.

우측상단 LOG IN 클릭 > 개인 account 생성 후, 이용가능

JoVE Authors can create an account with their institutional email. In addition to all user account features, authors will be able to check on their published and In-Press articles.

1 MY RECENTLY PUBLISHED ARTICLES

Your published articles will all be listed here. Click on a video to go to the article page from which you can download the video file and/or view the article statistics.

2 MY ARTICLES

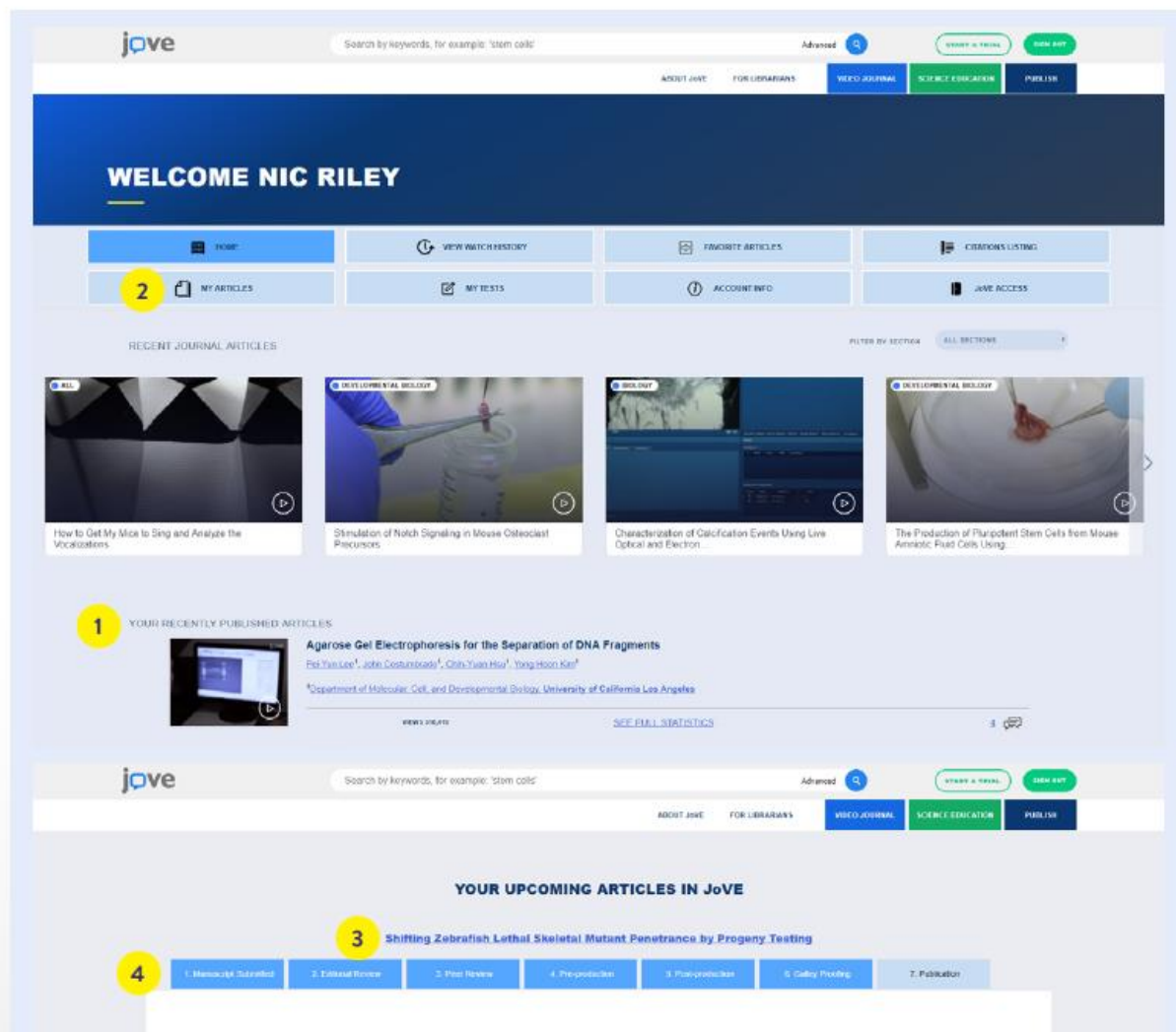
Click here to check on the progress of your accepted manuscript.

3 ACCEPTED MANUSCRIPT(S)

Here will be listed the different manuscripts that have been accepted.

4 ARTICLE PROGRESS

Quickly check at which stage your article is currently in (last stage in dark blue). See the definition of each stage below.



The screenshot displays the JoVE Author Account interface. At the top, there is a search bar and navigation links for 'ABOUT JOVE', 'FOR LIBRARIANS', 'VIDEO JOURNAL', 'SCIENCE EDUCATION', and 'PUBLISH'. A 'WELCOME NIC RILEY' banner is prominently displayed. Below this, a grid of buttons allows users to manage their account, including 'MY RECENTLY PUBLISHED ARTICLES' (highlighted with a yellow circle 2), 'VIEW WATCH HISTORY', 'FAVORITE ARTICLES', 'CITATIONS LISTING', 'MY ARTICLES', 'MY TESTS', 'ACCOUNT INFO', and 'JOVE ACCESS'. The 'RECENT JOURNAL ARTICLES' section shows a list of published videos with thumbnails and titles. A 'YOUR RECENTLY PUBLISHED ARTICLES' section highlights a specific article, 'Agarose Gel Electrophoresis for the Separation of DNA Fragments', with a thumbnail and a progress indicator (highlighted with a yellow circle 1). The 'YOUR UPCOMING ARTICLES IN JOVE' section shows a progress bar for an article titled 'Shifting Zebrafish Lethal Skeletal Mutant Penetrance by Progeny Testing' (highlighted with a yellow circle 3). The progress bar includes stages: 1. Manuscript Submitted, 2. Editorial Review, 3. Peer Review, 4. Pre-production, 5. Post-production, 6. Gallery Preview, and 7. Publication. The final stage, 'Publication', is highlighted in dark blue (highlighted with a yellow circle 4).

JoVE 저자에게 제공되는 특권

- 기관 이메일주소로 개인 account 생성 후, 내 아티클 재생 가능
- 투고 아티클의 진행상황 확인

JoVE in the Lab is a resource for JoVE Video Journal users. This page is new and will be updated often with new resources.

1 ACCESSING JoVE IN THE LAB

Click on the Video Journal tab on the main navigation and then click on the JoVE in the lab button.

2 DIFFERENT WAYS TO USE JoVE

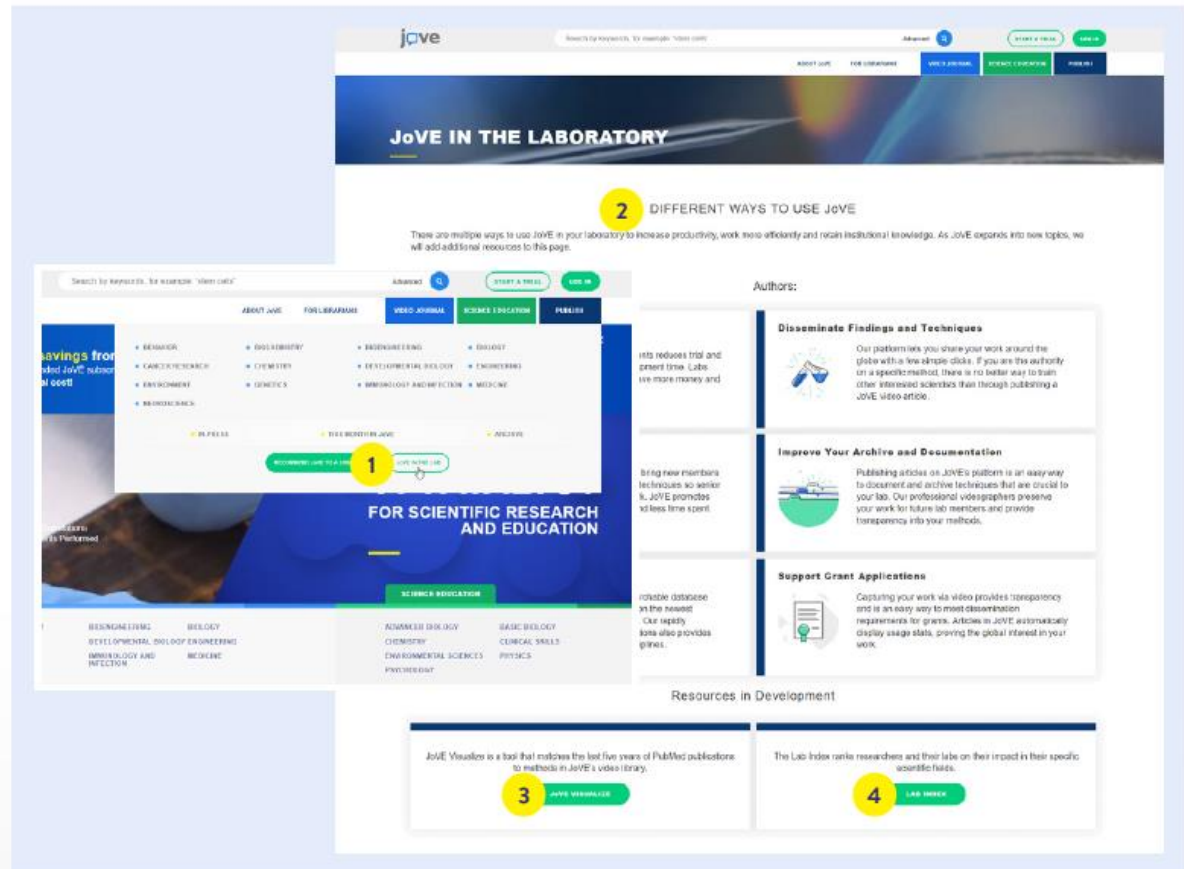
See the various ways labs are taking advantage of JoVE to increase productivity.

3 JoVE VISUALIZE

Find video protocols related to scientific articles indexed in PubMed.

4 LAB INDEX

Encyclopedia of scientific research laboratories.



The screenshot shows the JoVE website interface. At the top, there's a navigation bar with tabs for 'ABOUT JOVE', 'FOR LIBRARIES', 'VIDEO JOURNAL', 'SCIENCE EDUCATION', and 'PUBLISHER'. Below this is a large banner for 'JoVE IN THE LABORATORY'. A text box below the banner states: 'There are multiple ways to use JoVE in your laboratory to increase productivity, work more efficiently and retain institutional knowledge. As JoVE expands into new topics, we will add additional resources to this page.'

Callout 1 points to the 'VIDEO JOURNAL' tab in the navigation bar. Callout 2 points to the 'JoVE IN THE LAB' button in the 'VIDEO JOURNAL' section. Callout 3 points to the 'JoVE VISUALIZE' button in the 'SCIENCE EDUCATION' section. Callout 4 points to the 'LAB INDEX' button in the 'PUBLISHER' section.

On the right side, there are three boxes under the heading 'Authors':

- Disseminate Findings and Techniques**: Our platform lets you share your work around the globe with a few simple clicks. If you are the authority on a specific method, there is no better way to train other interested scientists than through publishing a JoVE video article.
- Improve Your Archive and Documentation**: Publishing articles on JoVE's platform is an easy way to document and archive techniques that are crucial to your lab. Our professional videographers preserve your work for future lab members and provide transparency into your methods.
- Support Grant Applications**: Capturing your work via video provides transparency and is an easy way to meet dissemination requirements for grants. Articles in JoVE automatically display usage stats, proving the global interest in your work.

At the bottom, there are two boxes under the heading 'Resources in Development':

- JoVE Visualize**: A tool that matches the top five years of PubMed publications to methods in JoVE's video library.
- The Lab Index**: Ranks researchers and their labs on their impact in their specific scientific fields.

JoVE 비디오아티클이 실험실에서 어떻게 사용되는지 다양한 방법을 보여줌

Thank you!

www.ebsco.co.kr

TEL: 02-598-2571