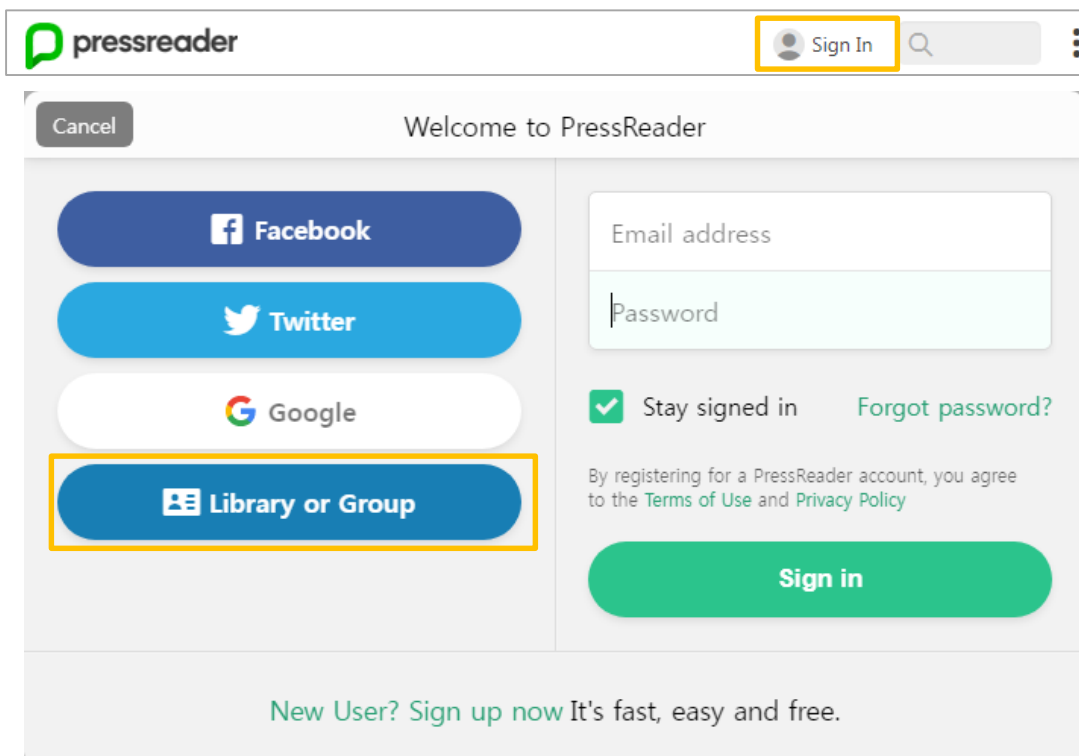


PressReader Email Domain Authentication Process

- PC: <http://www.pressreader.com/catalog>
- Mobile: Install 'PressReader' application (iOS, Android, etc.)

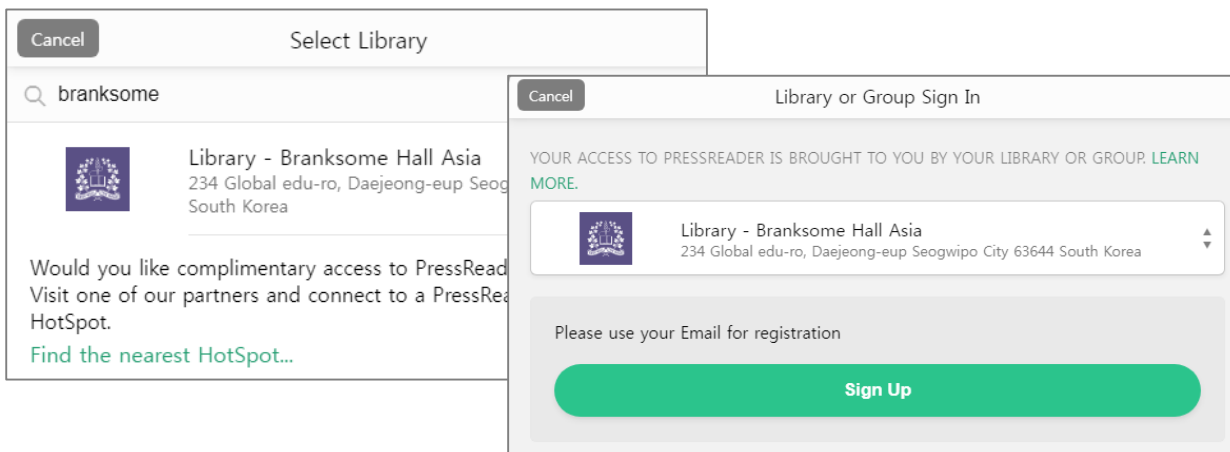
1. Sign Up (Library and Group)

- ✓ Go to 'Sign In' and click 'Library and Group'



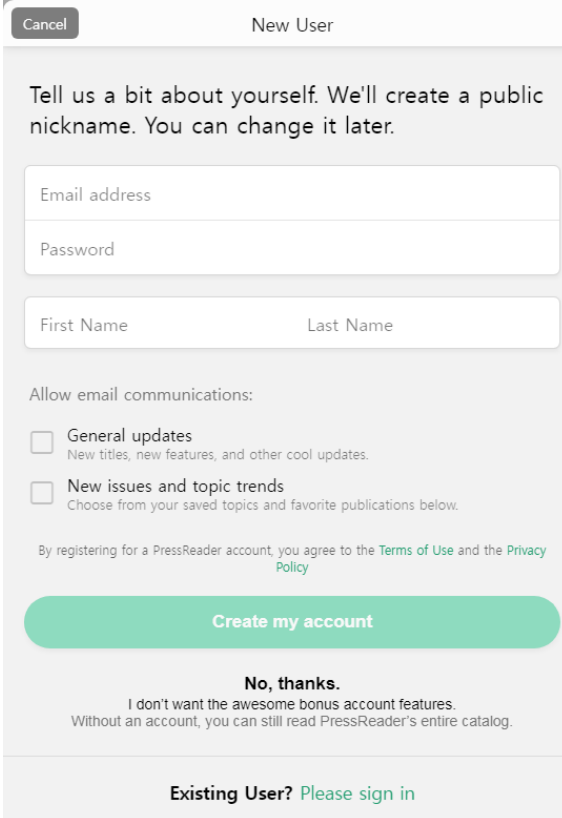
The screenshot shows the PressReader mobile app's 'Sign In' screen. At the top, there's a header with the PressReader logo and a 'Sign In' button highlighted with a yellow box. Below the header, there's a 'Welcome to PressReader' section. On the left, there are four buttons for social media login: Facebook, Twitter, Google, and 'Library or Group', which is highlighted with a yellow box. On the right, there are input fields for 'Email address' and 'Password'. Below these fields, there's a 'Stay signed in' checkbox (checked) and a 'Forgot password?' link. A green 'Sign in' button is at the bottom right. At the very bottom, there's a link for 'New User? Sign up now' with the text 'It's fast, easy and free.'

- ✓ Search and select your institution 'Branksome Hall Asia'
- ✓ Click 'Sign Up'



The screenshot shows two overlapping screens from the PressReader app. The background screen is the 'Select Library' screen, which has a search bar with 'branksome' entered. Below the search bar, there's a list of libraries, with 'Library - Branksome Hall Asia' selected. The foreground screen is the 'Library or Group Sign In' screen, which shows the selected library's name and address. It has a message: 'YOUR ACCESS TO PRESSREADER IS BROUGHT TO YOU BY YOUR LIBRARY OR GROUP. LEARN MORE.' Below this, there's a 'Sign Up' button.

- ✓ Create account with your institution email (@branksome.asia)



New User

Tell us a bit about yourself. We'll create a public nickname. You can change it later.

Email address

Password

First Name Last Name

Allow email communications:

☐ General updates
New titles, new features, and other cool updates.

☐ New issues and topic trends
Choose from your saved topics and favorite publications below.

By registering for a PressReader account, you agree to the [Terms of Use](#) and the [Privacy Policy](#)

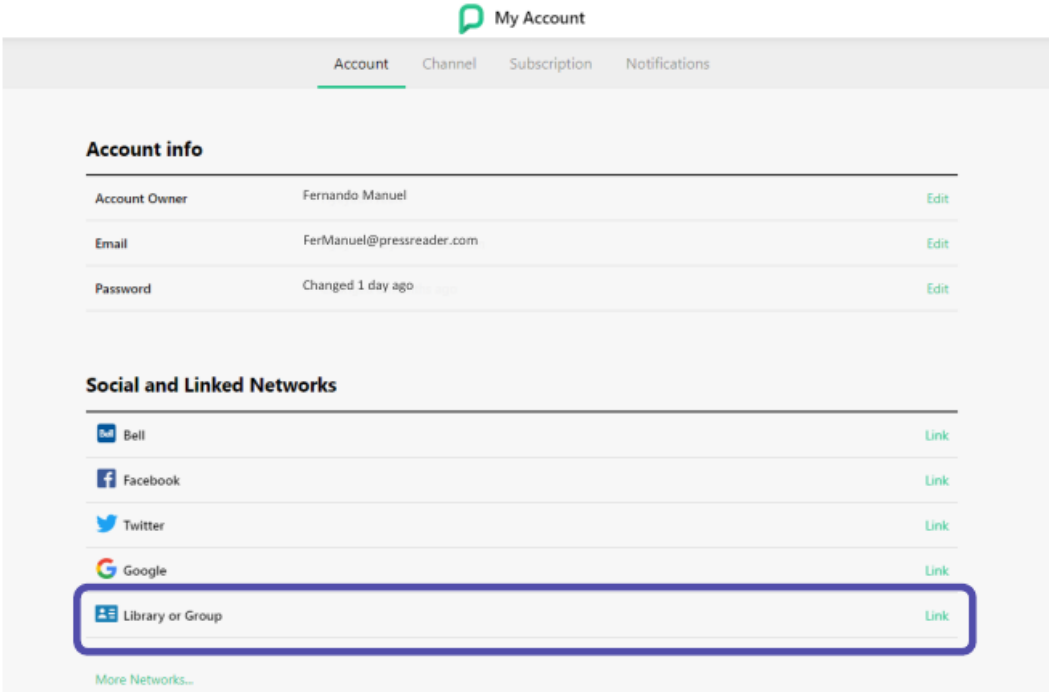
Create my account

No, thanks.
I don't want the awesome bonus account features.
Without an account, you can still read PressReader's entire catalog.

Existing User? [Please sign in](#)

2. Email authentication (And Reauthentication)

- ✓ Go to My Account and click on Link next to Library or Group



My Account

Account Channel Subscription Notifications

Account info

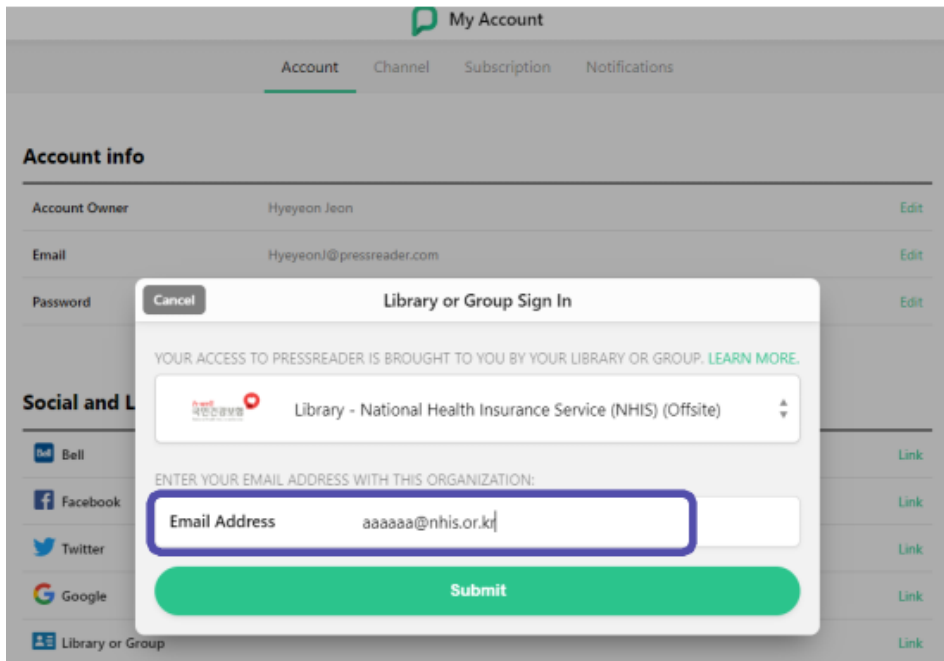
Account Owner	Fernando Manuel	Edit
Email	FerManuel@pressreader.com	Edit
Password	Changed 1 day ago	Edit

Social and Linked Networks

Bell	Link
Facebook	Link
Twitter	Link
Google	Link
Library or Group	Link

[More Networks...](#)

- ✓ Search you institution and select your institution
- ✓ Enter your email address that has your institution's domain and click on Submit



My Account

Account Channel Subscription Notifications

Account info

Account Owner	Hyeon Jeon	Edit
Email	HyeonJ@pressreader.com	Edit
Password		Edit

Social and Linked Networks

Bell		Link
Facebook		Link
Twitter		Link
Google		Link
Library or Group		Link

Library or Group Sign In

YOUR ACCESS TO PRESSREADER IS BROUGHT TO YOU BY YOUR LIBRARY OR GROUP. [LEARN MORE.](#)

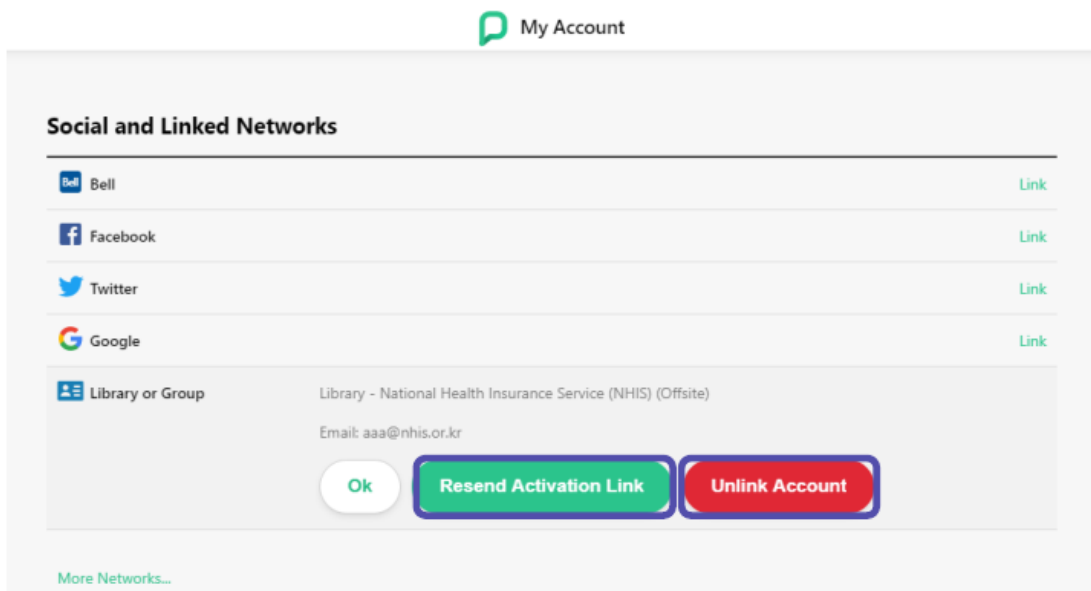
Library - National Health Insurance Service (NHIS) (Offsite)

ENTER YOUR EMAIL ADDRESS WITH THIS ORGANIZATION:

Email Address aaaaa@nhis.or.kr

Submit

- ✓ Check your email and click on the link in the email for verification
- ✓ Authentication complete (30 days)
- ✓ After 30 days of the initial authentication, you can click on Resend Activation Link to authenticate again for another 30 days.



My Account

Social and Linked Networks

Bell		Link
Facebook		Link
Twitter		Link
Google		Link
Library or Group	Library - National Health Insurance Service (NHIS) (Offsite) Email: aaa@nhis.or.kr	Ok Resend Activation Link Unlink Account

[More Networks...](#)