



Read & Publish
Open Access initiative

The Company of Biologists
Open Access 출판 가이드

Which journal would you like to submit your research article to?

“Research Article”를 투고하고 싶은 저널을 아래에서 선택하세요:

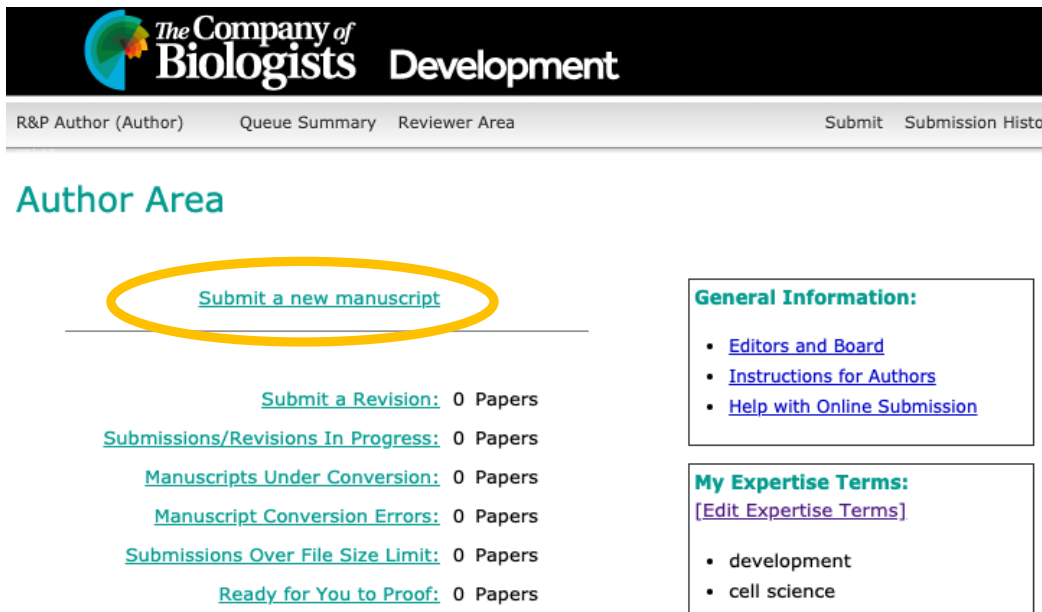
- Biology Open: <https://submit-bio.biologists.org/>
- Development: <https://submit-dev.biologists.org/>
- Disease Models & Mechanisms: <https://submit-dmm.biologists.org/>
- Journal of Cell Science: <https://submit-jcs.biologists.org/>
- Journal of Experimental Biology: <https://submit-jeb.biologists.org/>

* Bench>Press 를 통해 논문 제출을 할 수 있습니다. 이미 계정이 있는 경우, 기존 ID/PW 로그인 후 제출, 계정이 없는 경우, 신규 생성 혹은 ORCID 를 통해 Log in 가능합니다. 로그인 후 “Enter the Author Area” 클릭.

The screenshot shows the login interface for the 'The Company of Biologists Development' manuscript processing system. At the top, there are navigation links: 'Create a new account', 'I have forgotten my password', and 'Security FAQ'. A welcome message states: 'Welcome to the Development manuscript processing system. If this is your first time using the system, please [create a new account](#).' Below this, there are input fields for 'Email' and 'Password', a 'remember my email address' checkbox, and a 'Sign in' button with a link to '(lost password?)'. There is also a 'Log in with ORCID' button and a link to '(Create an account with ORCID)'. The main content area is divided into two columns of options, each with a radio button. The left column is for 'Enter the Author Area to:' and includes options like 'Submit a New/Revised Manuscript', 'Continue a Manuscript Submission', 'Proof a converted manuscript', and 'Check the Status of a Manuscript'. The right column is for 'Enter the Personal Info Area to:' and includes options like 'Change your Password', 'Update your Contact Information', 'Update your Availability Information', and 'Update your Expertise Areas'. Below these, there are two more radio button options: 'Enter the Reviewer Area to:' (with 'Respond to a Review Request' and 'Submit or Work on a Review') and 'Enter the Tracking Area to:' (with 'Perform Editor-in-Chief duties', 'Perform Monitoring Editor duties', and 'Perform Editorial Staff duties'). At the bottom, there is a footer with links for 'Development Journal home', 'Instructions for Authors', 'Editorial Board', 'Help', and 'Feedback'. On the left of the footer is the 'Bench Press' logo, and on the right is the 'HighWire' logo. The footer also contains contact information for 'The Company of Biologists Ltd' and a copyright notice for 2021.

Start the submission process / Specify article type

Author Area 페이지에서
“Submit a new manuscript” 클릭.



The Company of Biologists Development

R&P Author (Author) Queue Summary Reviewer Area Submit Submission History

Author Area

[Submit a new manuscript](#)

[Submit a Revision:](#) 0 Papers

[Submissions/Revisions In Progress:](#) 0 Papers

[Manuscripts Under Conversion:](#) 0 Papers

[Manuscript Conversion Errors:](#) 0 Papers

[Submissions Over File Size Limit:](#) 0 Papers

[Ready for You to Proof:](#) 0 Papers

General Information:

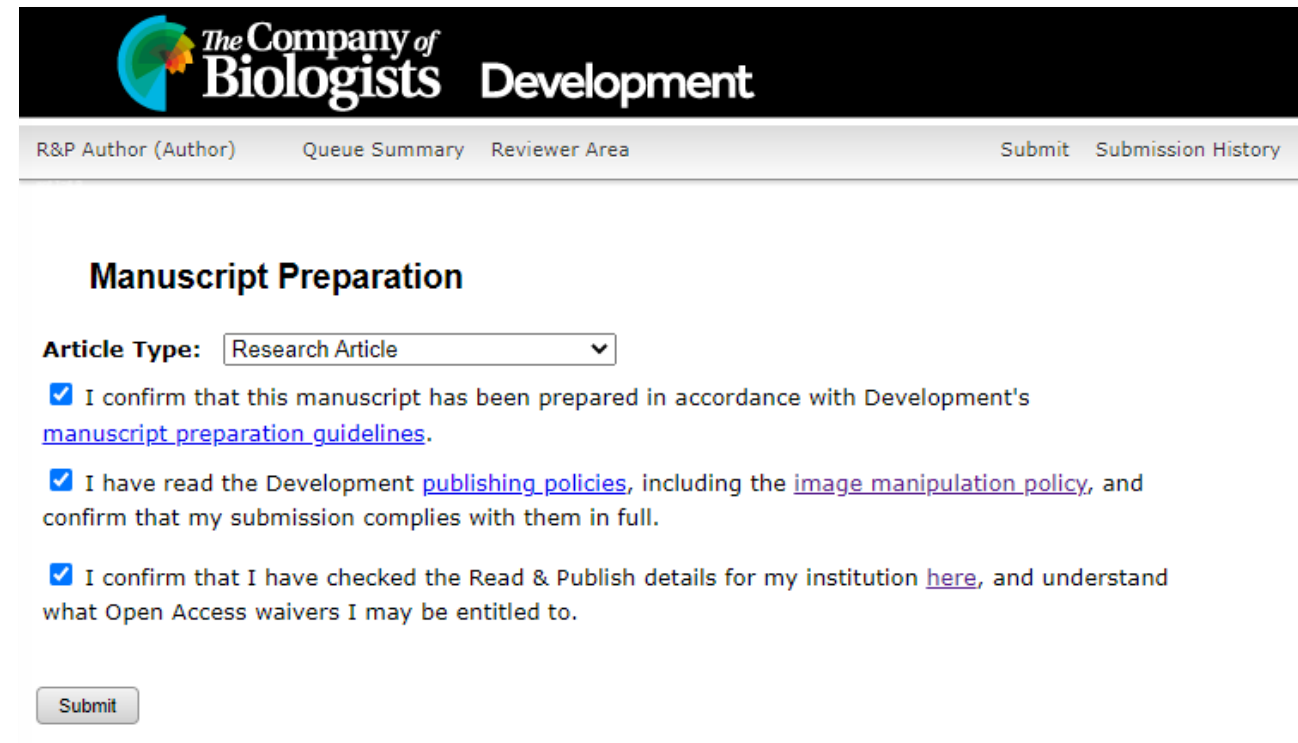
- [Editors and Board](#)
- [Instructions for Authors](#)
- [Help with Online Submission](#)

My Expertise Terms:
[\[Edit Expertise Terms\]](#)

- development
- cell science

Article Type 에서 “Research Article” 선택

저널 원고 지침, 출판정책, 읽기 및 출판 세부 사항을 확인 후 체크 박스 체크 후 Submit 클릭



The Company of Biologists Development

R&P Author (Author) Queue Summary Reviewer Area Submit Submission History

Manuscript Preparation

Article Type: Research Article

☒ I confirm that this manuscript has been prepared in accordance with Development's [manuscript preparation guidelines](#).

☒ I have read the Development [publishing policies](#), including the [image manipulation policy](#), and confirm that my submission complies with them in full.

☒ I confirm that I have checked the Read & Publish details for my institution [here](#), and understand what Open Access waivers I may be entitled to.

Read the Manuscript Submission Guide & Work through all sections of the submission process

Manuscript Submission Guide 페이지에서 Submission Guide 를 읽은 후 “Begin Submission” 를 클릭

제출과정에서 모든 섹션을 완료해야 합니다. 특히 Read & Publish 계약에 따른 제출의 경우 “Author List” 및 “Open Access” 섹션에 주의해야 합니다.

Manuscript Submission

Submission Guide

Welcome to the Development Manuscript submission system. This process will guide you through supplying all necessary materials for submission to Development.

Below is a list of standard sections during the submission process. Areas with unmet requirements appear in **bold**. Asterisks(*) precede mandatory items. Click the "HELP" button next to any section label to get more detailed information on the requirements for that area.

During the submission process, this page will serve to display the currently entered information. You may return to this page at any time for an overview, by using the "Submission Guide" link.

When you have gathered all necessary materials and are ready to begin your submission, click the "Begin Submission" button at the bottom of this page.

Manuscript Basics

Resubmission: ☐ This manuscript is a resubmission (check only if you are resubmitting a previously rejected article or are submitting a revised manuscript after the revision deadline has passed. To submit a revised manuscript, return to the author area and click 'submit a revision').

Please enter previous manuscript ID: (e.g. DEVELOP/2021/001234)

***Article Type** Research Article

Title: Ensure your title clearly describes your key findings (without overstating them) - this is the main way that people will find, select to read and then cite your paper.

Companion Papers: If the paper is part of a group of papers being submitted, enter the complete manuscript ID below when submitting the last manuscript of the group (e.g. DEVELOP/2021/001234). Note: each paper requires its own submission.

If you do not know the ID number of the companion paper(s), please contact the Editorial Office for assistance.

All the manuscripts entered will be linked to each other. The Editors will take into consideration your request that these papers remain grouped.

1.

2.

3.

Manuscript Files

Drag and Drop File Upload: Drag and drop your chosen files into the designated area and click the 'Upload Files' button.

Begin Submission



Manuscript Submission

DEVELOP/2021/014029 - Version 1

Submission progress:

Submission Guide

→ **Manuscript Basics**

Subject Category - Topic

Subject Category - Model system

Abstract and Cover Letter

Author List

Transfer to Biology Open

Questions

Open Access

Begin Submission

The “Author List” section / The “Open Access” Section

“Author List” 섹션에서 각 저자의 이름, 기관, 이메일을 추가 해야 하며, 교자저자를 지정해야 합니다.

무료 Open Access 출판을 하려면 반드시 해당 교신저자가 Read & Publish 계약되어 있는 기관에 소속되어 있어야 합니다.



교신저자의 기관이 Read & Publish 계약이 되어 있는 경우, 제출 프로세스의 “Question”에서 “Gold Open Access/CC-BY” 및 “Read & Publish fee waiver” 를 선택

HELP Author List

Please enter the name, institution, and email for each author in the order they appear on the manuscript.

ADD AUTHOR CorrespondingNone Author Count: 0 **IMPORT AUTHORS**

New Author **I AM THIS AUTHOR**

No authors avail

Author Information

☐ Mark as Corresponding Author

Email

To include accented characters click here (be sure to include the "closing semicolon" at the end of the HTML entity for all accented characters): [Accented Characters](#)

First Name Middle Name(s)/Initial(...) Last Name

HELP Questions

Please answer all questions below as applicable. The digital image, experimental animals, and co-author agreement are required.

Open Access Please select the appropriate Open Access publication route below. See our [Open Access page](#) for full details.

☐ **Green Open Access - FREE**

At 6 months after publication, your article will be made freely available for everyone from the journal website. If mandated by your funder or institute, you may deposit the published PDF in a repository 12 months after publication or as otherwise mandated.

☒ **Gold Open Access/CC-BY**

I understand that, should my article be accepted, I will be required to pay an [Article Processing Charge](#), unless my institute is part of a Read & Publish agreement (see below)

☒ **Read & Publish fee waiver**

I wish to publish this article on a [Gold Open Access](#) basis and I am eligible for a fee waiver because the corresponding author is based at an institution that is listed [here](#) as a participant in The Company of Biologists' [Read & Publish initiative](#). Please ensure you have also selected the Gold Open Access box above.



Post-submission peer review

논문이 제출되면 **Peer Review** 를 거치게 됩니다.

논문 출판 승인여부는 이메일로 알려 드립니다.

논문 출판이 승인된 경우 출판 계약서에 서명한 후, Bench>Press “Author Area” 에서 제출해야 합니다.

이후 RightsLink 시스템 링크를 통해 **APC** 관련 (**Funding**) 이메일로 보내 드리며, 해당 교신저자의 기관이 **Read & Publish** 계약되어 있는 경우 **APC** 비용이 면제 됩니다. (비용 면제 관련 다음 페이지 참고)

<https://www.copyright.com/rlauthorrc/guides/>



Author Resource Center





RightsLink payment system

RightsLink 링크 이메일 클릭 - RightsLink Open Access 결제 시스템의 로그인 페이지 이동
계정이 있는 경우 - 기존 ID/PW 로그인 / 계정이 없는 경우 - 신규 계정 생성 후 로그인
“Seek Funding from” 에서 “기관명” 선택 후 APC 금액 (면제) 확인 후 “Next” 클릭.

Funding OptionsCharges EstimateBilling DetailsOrder ReviewConfirmation

You may be eligible for free Open Access funding under our agreements

You can request approval for free Open Access from your institution by selecting the appropriate institution about the funding or your eligibility, use the institution's contact information provided. Alternatively, if you choose "Bill Me" below and click "Next".

☒ Seek funding from Read & Publish agreement with Georgia Institute of Technology

Charges Covered: Open Access

☐ Bill Me (only select this option if you wish to pay the full article processing charge)

Funding OptionsCharges EstimateBilling DetailsOrder ReviewConfirmation

Available Charges

Journal of Experimental Biology has partnered with Copyright Clearance Center's RightsLink service to offer a convenient way to pay your author charges. Determine the charges associated with publishing your manuscript below. If you think you are entitled to free Open Access as part of a Read and Publish agreement, please **do not** request an invoice and [contact us](#) stating your affiliation with an eligible institution.

☒ Open Access charge (mandatory) 4,000.00 USD

This article will be published under a CC-BY license. For more information, please refer to your Publication Agreement and see the journal's [Open Access Policy](#).

Gold Open Access

CC-BY

4,000.00 USD

DISCOUNTS APPLIED-4,000.00 USD

TOTAL DUE: 0.00 USD*

Organization Contact: **Jay Forrest**
Email: jay.forrest@library.gatech.edu
Phone: 000000


Although there is no balance due, you must click "Next" to complete this transaction. Failure to do so could delay publication or affect compliance with funding terms or agreements.

« Back

» Next

Prefer to skip this step?

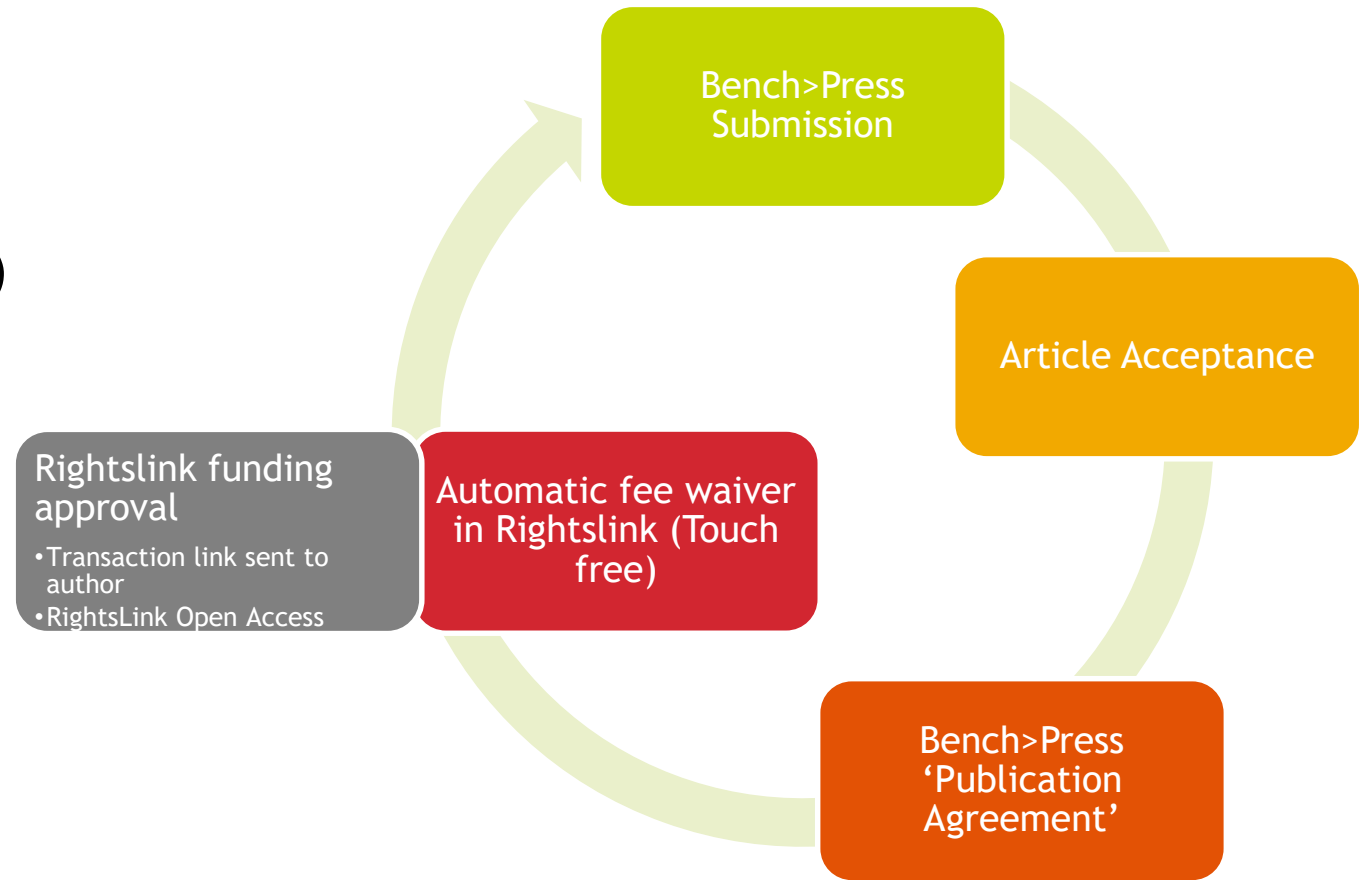
- enable Author Touch-Free set up



Confirmation of free Open Access publishing

기관 관리자에게 **APC** 면제 관련 이메일이 전송되며, 기관 관리자가 승인 (Approval) 후, 최종 확인 이메일을 (Funding Approved Email) 받게 됩니다.

논문에 대한 **PDF** 교정본이 검토를 위해 교신저자에게 전송되며 최종 승인된 버전은 **Open Access CC-BY** 라이선스에 따라 출판됩니다.





Any questions?

Thank you for your time