

# Access the Library's e-Resources Remotely

## Tips for Off-Campus Access



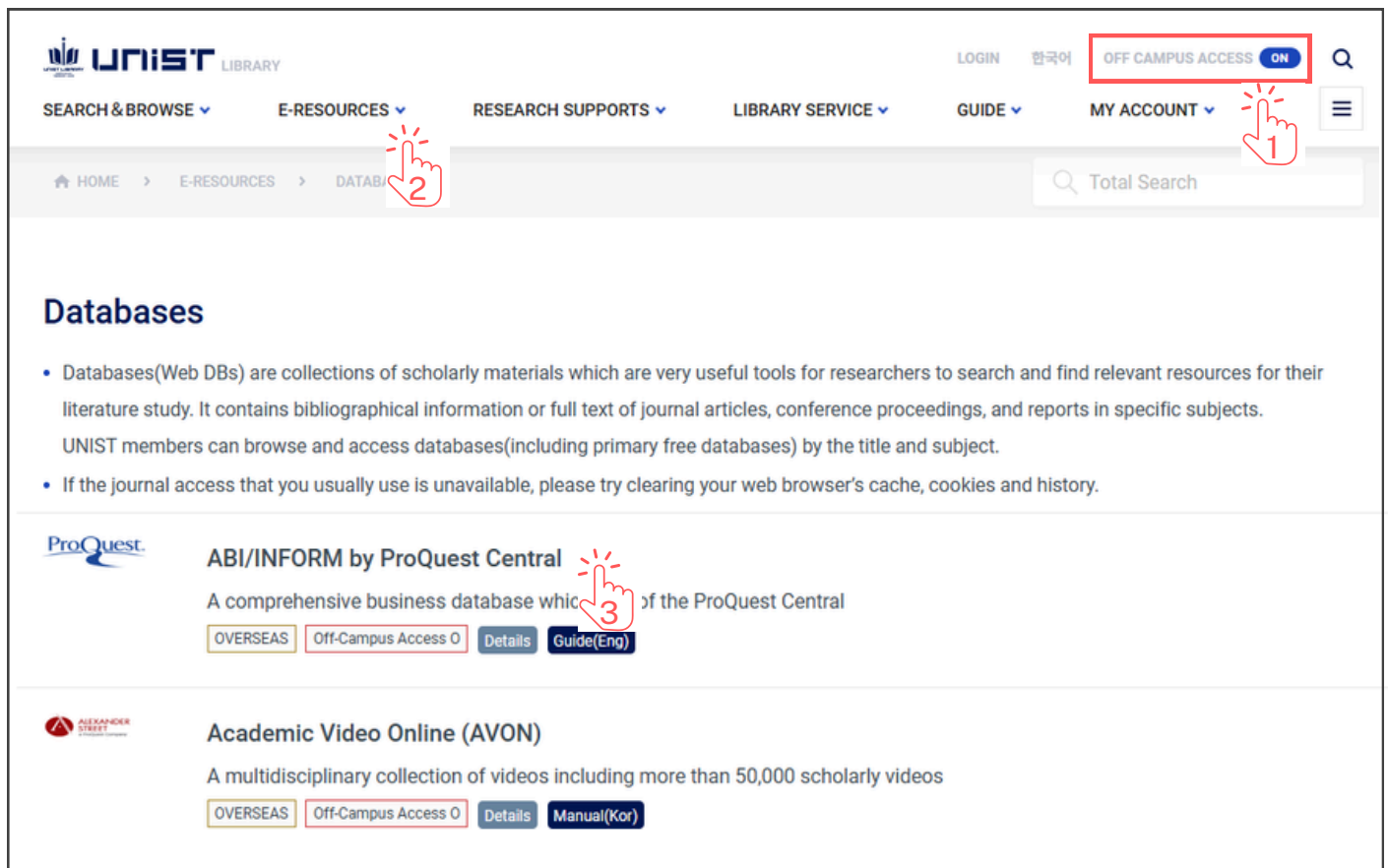
Proxy Server

Institutional Login

Google CASA

Personal Account  
(Device Pairing)

- Applies to **all electronic resources** subscribed to by the UNIST Library
- How to: **Log in to the Library homepage** → **Check “OFF CAMPUS ACCESS ON”**  
→ Go to the E-Resources menu and select a website link  
(E-Resources → Databases/E-Journals/E-Books)




The screenshot shows the UNIST Library homepage. At the top right, there is a toggle switch for 'OFF CAMPUS ACCESS' which is currently 'ON'. A red box highlights this toggle, and a red hand icon with the number '1' points to it. Below the navigation bar, the 'E-RESOURCES' menu is expanded, and a red hand icon with the number '2' points to the 'DATABASES' link. The 'Databases' section contains a description of databases and a list of available resources. Two resources are highlighted: 'ABI/INFORM by ProQuest Central' and 'Academic Video Online (AVON)'. For each resource, there are buttons for 'OVERSEAS', 'Off-Campus Access', 'Details', and a language-specific guide (e.g., 'Guide(Eng)' for ProQuest Central and 'Manual(Kor)' for AVON). A red hand icon with the number '3' points to the 'Off-Campus Access' button for ProQuest Central.

- URL Direct Access or Bookmark: To access a specific website directly, add **https://libproxy.unist.ac.kr/\_Lib\_Proxy\_Url/** in front of the original URL (e.g.) **https://libproxy.unist.ac.kr/\_Lib\_Proxy\_Url/https://www.nature.com/**

# Access the Library's e-Resources Remotely

## Tips for Off-Campus Access



Proxy Server

**Institutional Login**

Google CASA

Personal Account  
(Device Pairing)

- Overview: Direct login to e-resource websites using your UNIST Portal account
- Accessible websites: **ScienceDirect, Springer Nature Link, Wiley, etc.**  
ACS Publications, ASCE Library, Cambridge Core, Cell Press, IEEE Xplore, IOP Science, Journal Citation Reports, JoVE, Nature, OPTICA Publishing Group, PNAS, ProQuest Central, Royal Society of Chemistry, Science, Scopus, SPIE Digital Library, Taylor & Francis Online, Web of Science
- How to: (Off Campus) Access to electronic resource websites
  - **Select “Access through your institution” or “Institutional Login”**
  - Search for institution name: ‘Ulsan National Institute of Science and Technology’, ‘UNIST’, or ‘Korean Access Federation (KAFE)’.
  - Log in with your **UNIST Portal account** → Complete authentication.

ScienceDirect

Access through your institution

Get Access Share Export

Annals of Nuclear Energy  
Volume 114, April 2018, Pages 495-509

Validation of UNIST Monte Carlo code MCS for criticality safety analysis of PWR spent fuel pool and storage cask

Jaerim Jang ... Deokjung Lee

Show more

<https://doi.org/10.1016/j.anucene.2017.12.054>

Get rights and content

LOGIN to Web of Science

UNIST  
Identity Provider

Username **UNIST Portal ID & Password**

Password

Login

Please note

Before entering your username and password, verify that the URL for this page begins with: <https://kafe.unist.ac.kr/>

# Access the Library's e-Resources Remotely

## Tips for Off-Campus Access



Proxy Server

Institutional Login

Google CASA

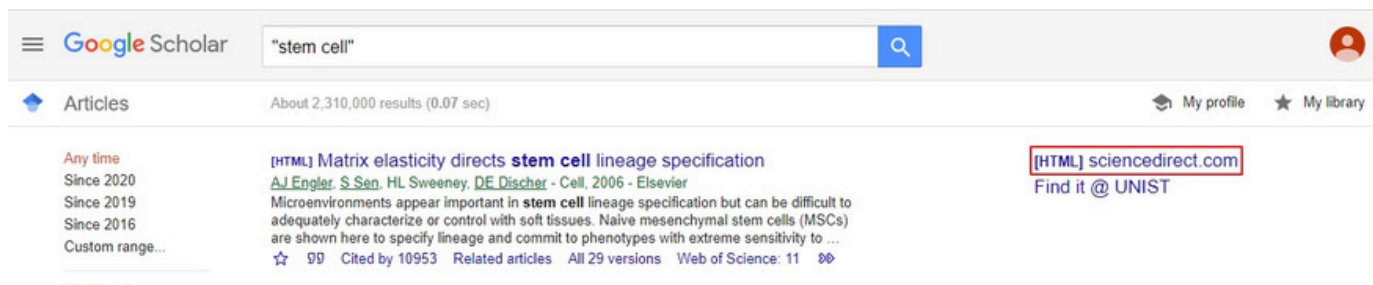
Personal Account  
(Device Pairing)

- Overview: When you sign in to your Google account on the campus network and use Google Scholar, UNIST's subscription information is automatically recorded in your Google account. You can then access subscribed e-resources off campus by using the same account.
- Applicable Resources: ACS, AIP, IEEE, ScienceDirect, Springer, Wiley, and more.
- How to

**(On Campus) Visit Google Scholar → Sign in with your Google account → Search**  
**(Off Campus) Visit Google Scholar → Sign in with the same Google account**

※ Enable: Google Scholar > Settings > Account > Signed-in off-campus access links

※ This feature is valid for at least 30 days. The validity period may vary depending on the website. You can activate access by signing in again from the campus network.



Proxy Server

Institutional Login

Google CASA

Personal Account  
(Device Pairing)

- Overview: Authenticate your institutional affiliation by logging into each website with your personal account while connected to the campus network.
- Applicable Resources: ACM, APS, IEEE, Nature, ScienceDirect, Wiley, and more.
- How to

**(On Campus) Visit the e-resource website → Create and log in to your account**  
**(Off Campus) Visit the website → Log in with your authenticated account**

※ Valid for at least 90 days (varies by website); renew on campus.